

BALANCE SHEET AS AT 31st MARCH 2016


(Amounts in Rs.)


Particulars	Sch.	Current year		Previous Year	
CAPITAL, LIABILITIES AND FUNDS					
Funds					
Permanent statutory Endowment fund (PSEF)	A	264,110,253		257,714,868	
General Fund	B	4,581,653	268,691,906	40,000	257,754,868
Current Liabilities					
Fellowship (DST-Serb)	C	279,335		-	-
Other Current Liabilities					
	D	274,635	553,970	-	1,078,268
Total			269,245,876		258,833,136
ASSETS					
Investments					
PSEF Investments	E	264,110,253		257,714,868	
Other Investments		-	264,110,253	-	257,714,868
Current Assets					
Advances, Deposits & Receivables	F	99,403		77,754	
Other Investments		-		-	
Cash and Bank Balances	G	5,036,220	5,135,623	1,040,514	1,118,268
Total			269,245,876		258,833,136

As per our Report of even date attached
Chartered Accountants,
 Firm Reg. No. 006927S


 (Suresh Hegde)
 Finance Officer


 (K. Kunhikrishnan)
 Registrar


 (Darshan Shankar)
 Vice-Chancellor


 (CA Rajnish Rama Rao)
 Partner
 M. No:- 202465

Place: Bangalore
 Date: 25-05-2016



INSTITUTE OF TRANS- DISCIPLINARY HEALTH SCIENCES AND TECHNOLOGY

(Established by the Foundation for Revitalization of Local Health Traditions Trust)

74/2, Jarakbande Kaval, Via Attur Post, Yelahanka , Bangalore - 560 106.



(Amounts in Rs.)

INCOME AND EXPENDITURE ACCOUNT AS ON 31st MARCH 2016

Particulars	Current year		Previous Year	
University Income:				
Interest received (Including Rs. 73,982/- Receivables)	19,268,698		19,417,283	
Miscellaneous Income	20,749	19,289,447	30,254	19,447,537
Total		19,289,447		19,447,537
University Expenses:				
Books, Periodicals & Other Literature	159,746		151,069	
Communication Costs	93,861		122,174	
Consultants & Outsourced Services	1,539,321		1,941,034	
Consumables	84,457		208,073	
Field Work & Trials	-		190,164	
Maintenance, Utilities, Repairs & Improvements	1,449,482		2,143,360	
Printing & Multimedia Publishing	750,801		135,233	
IT Hardware, Software & Services	82,050		435,143	
Meeting, Conferences & Workshop	-		20,381	
Salaries including Fellowships	10,147,940		12,654,583	
Other Overheads & Contingencies	168,102		1,014,582	
Travel & Conveyance	272,034	14,747,794	422,323	19,438,119
Excess of Income Over Expenditure				
Transferred to General Fund Account:-		4,541,653		9,418
Total		19,289,447		19,447,537

As per our Report of even date attached

for YCRJ & Associates
Chartered Accountants,
Firm Reg. No. 006927S



(Suresh Hegde)
Finance Officer



(K. Kunhikrishnan)
Registrar



(Darshan Shankar)
Vice-Chancellor



(CA Rajnish Rama Rao)
Partner
M. No:- 202465

Place: Bangalore
Date: 25-05-2016





TDU

RECEIPTS AND PAYMENTS STATEMENT FOR THE PERIOD 01.04.2015 to 31.03.2016

(Amounts In Rs.)

Particulars	Current Year	Previous Year
RECEIPTS		
Opening Balance:		
Bank Accounts	1,040,514	1,000,110
PSEF Fund Received- (Plough Back)	6,395,385	6,343,200
Interest Received (General Fund)	19,194,716	19,417,283
Payment Received in Advance	271,200	-
Misc Income	20,749	30,254
Project Fund Received (Including SB interest of Rs.14,771/)	1,064,771	-
	27,987,335	26,790,847
PAYMENTS		
Communication costs	94,261	122,174
Consultants and Outsourced Service	1,546,191	1,941,034
Consumables	398,322	208,073
Field Work and Trials	-	190,164
Maintenance, Utilities, Repairs & Improvements	1,456,212	2,143,360
Printing & Multimedia Publishing	756,441	135,233
Salaries including Fellowships	10,534,859	12,654,583
Books, Periodicals & Other Literature	159,746	151,069
IT Hardware, Software & Services	84,055	435,143
Meeting, Conferences & Workshop	-	20,381
Other Overheads & Contingencies	201,577	1,014,582
Travel & Conveyance	298,131	422,323
	15,529,795	19,438,119
Corpus Investments	6,395,385	6,343,200
Net Cash outflow for current liabilities & Current Assets	1,025,935	(30,986)
Closing Balance:		
Bank Accounts	5,036,220	1,040,514
	27,987,335	26,790,847


As per our Report of even date attached

for YCRJ & Associates
Chartered Accountants,
Firm Reg. No. 006927S


(Suresh Hegde)
Finance Officer


(K. Kumbhikrishnan)
Registrar


(Darshan Shankar)
Vice-Chancellor


(CA Rajnish Rama Rao)
Partner
M. No:- 202465

Place: Bangalore
Date: 25-05-2016



INSTITUTE OF TRANS- DISCIPLINARY HEALTH SCIENCES AND TECHNOLOGY
 (Established by the Foundation for Revitalization of Local Health Traditions Trust)
 74/2, Jarakbande Kaval, Via Attur Post, Yelahanka , Bangalore - 560 106.

Schedules to Balance Sheet as on 31st March 2016

SCHEDULE -A	O.B	Additions	Deletions	C.B
Permanent Statutory Endowment Fund				
JTCS - Clinical Research	55,676,871	1,574,985	-	57,251,856
JT Library Corpus	10,827,816	-	-	10,827,816
FRLHT Genearl	771,171	20,000	-	791,171
JT RMR	45,045,268	1,156,000	-	46,201,268
RDTT	67,474,778	1,733,400	-	69,208,178
SDTT	21,432,722	496,300	-	21,929,022
TET	56,486,242	1,414,700	-	57,900,942
Total	257,714,868	6,395,385	-	264,110,253
SCHEDULE -B				
General Fund:				
Opening Balance			40,000	
Transferred to Income and Expenditure A/c				4,541,653
Total				4,581,653
SCHEDULE C:				
General Fund - Fellowship Account				
Opening Balance				-
Add: Funds received during the year				1,050,000
Add: Interest earned on SB A/c				14,771
				1,064,771
Less : Transferred to Utilized Reserve Fund			-	
Less : Transferred to Income & Expenditure a/c			785,436	785,436
Total				279,335
SCHEDULE -D				
Current Liabilities				
Audit Fee Payale 2015-16				3,435
Training & Registrartion Fees - Received in Advance				271,200
Total				274,635



SCHEDULE - E

INVESTMENTS

Investment Details	Opening Balance	Additions /Deletions	Closing Balance
JTT NEW - CS			
FD with Canara Bank No. 000434 JTT CS	985,000		985,000
FD with IDBI Bank-99660 (7289488)- Itdhst Jtt(Cs)	-	10,000	10,000
FD WITH CanFinHomes- 205/135 IAIM (JTT-CF)	693,000	(693,000)	-
FD WITH ICICI No.001300049338 (JTT-CF)	963,000	(963,000)	-
FD With IDBI No - 9416 (2146299)	1,000,000		1,000,000
FD With Canara Bank No-0434/2	1,013,000		1,013,000
FD with PNB Housing finance ltd 0266036	60,000,000		60,000,000
FD with PNB Housing finance Fin-4063000110602063	1,537,800	-	1,537,800
FD with ICICI Home Finance No. 001300049330	9,615	(9,615)	-
FD with PNB Housing Fin- 10602096-JTT (CS)	-	963,000	963,000
Fd with PNB Housing Fin-ITDHST - JCC-CS	-	693,000	693,000
FD with PNB Housing Fin-110702136-Itdhst-JTT-CS	-	1,574,600	1,574,600
FD on PNB JTT New - ITD-HST - 0613(0263859)	303,272		303,272
	66,504,687	1,574,985	68,079,672
JTT RMR			
FD With Canara Bank No-00439/1	505,000		505,000
FD With CanFinHomes- 205/135 JTT	500,000	(500,000)	-
FD WITH ICICI 8% BOND-TBICI008773900 JTT	555,750	(555,750)	-
FD WITH ICICI HOME FIN FD - 001300049334	500,000	(500,000)	-
FD with IFCI 121015009 INE039A09PE3/ITD/HST/JTTRMR	20,000,000		20,000,000
FD With IDBI No - 8846 (1601671)	225,000		225,000
FD With IDBI No - 9447 (2146302)	415,000		415,000
FD With IFCI LOA 01AG26 FVRS10000 - JTT	20,000,000		20,000,000
FD with PNB Housing Fin - 4063000110602064	1,127,000		1,127,000
FD With Canara Bank No-0439/2	508,100		508,100
FD with PNB Housing Fin-10602085-Itdhst Jtt	-	500,000	500,000
FD with PNB Housing Fin-4063000110702082-ITDHST-Jtt	-	555,750	555,750
FD with PNB Housing Fin- Itdhst JTT	-	500,000	500,000
FD with PNB Housing Fin - 0466 (0266221)	484,000		484,000
Fd with PNB Housing Fin-110702124	-	1,156,000	1,156,000
FD on PNB JTT RMR - ITD-HST - 0613(0263857)	225,418		225,418
	45,045,268	1,156,000	46,201,268
RDTT			
FD With Canara Bank No-00437/1	755,000		755,000
FD With Canfin Homes 205/135- RDTT	782,000	(782,000)	-
FD WITH ICICI HOME FIN FD -001300049342	740,000	(740,000)	-
FD WITH PNB HF NO 0467 (0266222)	725,000		725,000
FD With IFCI 121015009 INE039A09PE3 ITD HST RDTT	30,000,000		30,000,000
FD WITH PNB HF NO 00544 (0266082) ITD HST RDTT	700,000		700,000
FD WITH PNB HF NO 4063000110602066 ITD HST RDTT	1,691,300		1,691,300
FD With IDBI No - 8860 (1601669)	337,000		337,000
FD With IDBI No - 9539 (2146315)	625,000		625,000
FD With IDBI No - 17277 (3773761)	25,000		25,000
FD With IFCI LOA 01AG26 FVRS10000 - RDTT	30,000,000		30,000,000
FD With Canara Bank No-0444/2	762,200		762,200
FD with PNB Housing Fin - 10602084-Itdhst -Rdt	-	740,000	740,000
FD with PNB Housing Fin- ITDHST -RDTT	-	782,000	782,000
FD with PNB Housing Fin-110702120 Itdhst-Rdt	-	1,733,400	1,733,400
FD on PNB RDTT - ITD-HST - 0407(0263852)	332,278		332,278
	67,474,778	1,733,400	69,208,178



SDTT			
FD WITH Canara Bank No-00435/1	5,850,000	-	5,850,000
FD WITH Canara Bank No-00435/2	295,000	-	295,000
FD WITH CanFinHomes FD A/c No- 205/135-SDTT	248,000	(248,000)	-
FD WITH ICICI Home Fin 001300049336	234,000	(234,000)	-
FD WITH ICICI HOME FIN 001300051168	5,000,000	(5,000,000)	-
FD WITH ICICI HOME FIN - 001300052438	700,000	(700,000)	-
FD WITH Icici on Rbi Bonds -Tbici008774890	2,050,000	(2,050,000)	-
FD WITH IDBI No - 07641 (1601416)	5,000,000	-	5,000,000
FD WITH IDBI No - 8839 (1601670)	350,000	-	350,000
FD WITH IDBI No - 9393 (2146297)	310,000	-	310,000
FD WITH PNB HF NO 0471 (0266226)	486,000	-	486,000
FD WITH Canara Bank - 0330/4 ITD HST SDTT	312,200	-	312,200
FD WITH PNB HF NO 4063000110602067	504,700	-	504,700
FD with PNB Housing Fin-10602097-Itdhst-Sdtt	-	234,000	234,000
FD with PNB Housing Fin-10702014-Itdhst-Sdtt	-	5,000,000	5,000,000
FD with PNB Housing Fin-10702021-Itdhst-Sdtt	-	700,000	700,000
FD with PNB Housing Fin-4063000110702064-ITDHST-SDTT	-	2,050,000	2,050,000
FD with PNB Housing Finance- ITDHST-SDTT	-	248,000	248,000
FD with PNB Housing Finance- 110702130tdhst-Sdtt	-	496,300	496,300
FD on PNB SDTT - ITD-HST - 0613(0263853)	92,822	-	92,822
	21,432,722	496,300	21,929,022
TET			
FD WITH Canara Bank No-00438/1	630,000		630,000
FD WITH CanFinHomes- 205/135 TET	610,000	(610,000)	-
FD WITH ICICI 8% BOND-TBICI008773900 TET	679,250	(679,250)	-
FD WITH ICICI HOME FIN FD - 001300049333	620,000	(620,000)	-
FD WITH IDBI No - 07559 (1601401)	9,000,000		9,000,000
FD WITH IDBI No - 07566 (1601399)	9,000,000		9,000,000
FD WITH IDBI No - 07597 (1601415)	7,000,000		7,000,000
FD WITH IDBI No - 8853 (1601668)	281,000		281,000
FD WITH IDBI No - 9454 (2146303)	515,000		515,000
FD WITH IFCI LOA 01AG26 FVRS10000 - TET	25,000,000		25,000,000
FD WITH PNB HF NO 4063000110602065	1,462,400		1,462,400
FD WITH PNB HF NO 0468 (0266223)	604,000		604,000
FD with PNB Housing Fin-4063000110702081-ITDHST-Tet	-	679,250	679,250
FD with PNB Housing Finance- ITDHST-TET	-	610,000	610,000
FD with PNB Housng Fin- 10602083-Itdhst TET	-	620,000	620,000
FD WITH Canara Bank No-0438/2	816,700		816,700
Fd with PNB Housing Fin-110702119-Itdhst-Tet	-	1,414,700	1,414,700
FD on PNB TET - ITD-HST - 0613(0263851)	267,892		267,892
	56,486,242	1,414,700	57,900,942
FRLHT			
FD with IDBI 9522 (2146314)IDT-HST-FRLHT	250,000	-	250,000
FD WITH PNB HF NO 4063 (0266214)	500,000	-	500,000
FD WITH PNB HF NO 4063000110602072	20,000	-	20,000
FD with PNB Housing Fin-110702137-Itdhst-Gen	-	20,000	20,000
FD on PNB Housing Fin ITD-HST- FRLHT Gen-00410(0263855)	1,171	-	1,171
	771,171	20,000	791,171
Total	257,714,868	6,395,385	264,110,253



Schedule-F

CURRENT ASSETS		
Advances:-	-	-
Deposits:-	-	-
Receivables:-		
Interest Recieveable 2015-16	-	73,982
Tax Deducted at Source (Recieveable)		
(a) 2014-15	12,240	
(b) 2015-16	13,181	25,421
Total		99,403

Schedule-G

BANK BALANCES	O.B	C.B
Canara Bank 0425101031686 (SDTT)	-	464,199
Canara Bank Frlht C R Project 0425101045572	-	1,946,853
IDBI0694104000134705 ITD-HST GENERAL FUND	-	685,394
IDBI 0694104000134798 ITD-HST PSEF A/C	1,040,514	1,082,667
PNB JTT-FRLHT-CF A/C 1567000102007544	-	451,686
PNB RDTT-FRLHT-CF A/C 1567000102007526	-	391,316
PNB TET 1567000102007535	-	14,106
Total	1,040,514	5,036,220

