

INSTITUTE OF TRANSDISCIPLINARY HEALTH SCIENCES & TECHNOLOGY
74/2, Jarakabande Kaval, Post Attur, Yelahanka, Bangalore 560 064



BALANCE SHEET AS AT MARCH 31, 2017

(Amount in Rs.)

Corpus & Liabilities	SCH REF	As at 31st Mar 2017	As at 31st Mar 2016	Assets	SCH REF	As at 31st Mar 2017	As at 31st Mar 2016
		Rs.	Rs.			Rs.	Rs.
General Funds	A	(3,12,46,042)	-	Fixed Assets	G	25,98,785	-
Reserves	B	4,31,149	-	Investments			
Corpus Funds	C	-	-	Corpus Investments	H	-	-
Project Grants	D	29,48,915	-	Other Investments	I	68,91,000	-
Non-Current Liabilities	E	-	-	<u>Assets, Loans and Advances</u>			
Current Liabilities	F	5,40,02,310	-	Cash on hand		70,856	-
				Bank balances	J	1,54,20,023	-
				Non-Current Assets	K	1,00,000	-
				Other Current Assets	L	9,50,262	-
				Loans and Advances	M	1,05,406	-
		2,61,36,332	-			2,61,36,332	-


As per our report of even date attached


For Institute of Transdisciplinary Health Sciences & Technology (TDU)

YCRJ & Associates
Chartered Accountants
Firm Reg no. 006927S


(Darshan Shankar)
Vice-Chancellor


(Manohar Kashyap)
Registrar


(Suresh Hegde)
Deputy Registrar - Finance & Accounts


(CA Rajnish Rama Rao)
Partner
M. No. 202465



Place: Bangalore
Date: 16-10-2017

INCOME AND EXPENDITURE ACCOUNT FOR THE PERIOD 11/04/2016 TO 31/03/2017

(Amount in Rs.)

Expenditure	Amt		Income		Amt	
	Sub Total	Total	Project Income	Sub Total	Total	
Project Expenditure			Project Income			
Books, Periodicals & Other Literature	7,660		Project Income Recognition (To the extent project fund utilised)	47,92,471		
Communication Costs	7,749		Interest on Savings Bank A/c	52,217		
Consultants & Outsourced Services	31,629		Less: Project income transferred to Project Fund	52,217		
Consumables	2,02,313		Less: Transfer to Capital Reserve	91,986	47,00,485	
Field Work & Trials	60,000					
Maintenance, Utilities, Repairs & Improvements	21,000					
Meeting, Conferences & Workshop	1,71,043					
Other Overheads & Contingencies	5,91,965					
Printing & Stationery	2,34,921					
Salaries Including Fellowships	21,30,895					
Training & Capacity Building	3,570					
Travel & Conveyance	12,37,740	47,00,485			47,00,485	
University Expenditure			University Income			
Books, Periodicals & Other Literature	76,400					
Communication Costs	5,12,448		Income on Investments & SB Account			
Consultants & Outsourced Services	15,13,511		a) Interest on Corpus Investments	0		
Consumables	2,43,780		b) Interest on Fixed Deposits	0		
IT Hardware, Software & Services	4,67,073		c) Interest on Savings Bank A/c	1,11,863	1,11,863	
Maintenance, Utilities, Repairs & Improvements	76,45,421					
Meeting, Conferences & Workshop	50,053		Income from Projects			
Other Overheads & Contingencies	14,86,028		a) Institutional Overhead Receipts from Projects	6,80,123	6,80,123	
Printing & Stationery	5,83,779					
Marketing, Advertising & PR	3,56,326		Income from Other Sources			
Salaries Including Fellowships	4,58,28,442		a) Hostel & Guest House Fees	20,52,429		
Less: Salary contribution from projects	2,41,18,309	2,17,10,133	b) Recovery from Transport Facility	8,24,252		
Training & Capacity Building	25,000		c) Training Fees	5,25,426		
Travel & Conveyance	21,66,075		d) Miscellaneous Income	56,355	34,58,462	
Depreciation	3,52,961		University Course Fees		13,42,700	
Less: Transfer to Capital Reserve	13,798	3,39,163			55,93,148	
			Excess of Expenditure over Income (Trf to Gen Fund)	3,15,82,042	3,15,82,042	
Total		4,18,75,675	Total		4,18,75,675	


As per our report of even date attached

For Institute of Transdisciplinary Health Sciences & Technology (TDU)


(Darshan Shankar)
Vice-Chancellor


(Manohar Kashyap)
Registrar


(Suresh Hegde)
Deputy Registrar - Finance & Accounts



YCRJ & Associates
Chartered Accountants
Firm Reg no. 0069275

(CA Rajnish Rama Rao)
Partner
M. No. 202465

Place: Bangalore
Date: 16-10-2017

