

**THE UNIVERSITY OF TRANSDISCIPLINARY HEALTH SCIENCES & TECHNOLOGY**  
**74/2, Jarakabande Kaval, Post Attur, Yelahanka, Bangalore 560 064**

**BALANCE SHEET AS AT MARCH 31, 2023**

(Amounts in Rs.)

| CORPUS FUNDS, CAPITAL FUNDS & LIABILITIES | SCH REF | As at 31st Mar 2023 | As at 31st Mar 2022 | PROPERTIES & ASSETS               | SCH REF | As at 31st Mar 2023 | As at 31st Mar 2022 |
|---|---------|---------------------|---------------------|-----------------------------------|---------|---------------------|---------------------|
|   |         | Rs.                 | Rs.                 |                                   |         | Rs.                 | Rs.                 |
| General Fund                              | A       | 4,62,82,452         | 3,69,72,124         | Property, Plant & Equipments      | G       | 1,87,27,347         | 1,58,13,063         |
| Corpus Funds                              | B       | 20,04,63,200        | 4,33,31,100         | Investments                       |         |                     |                     |
| Reserves                                  | C       | 1,26,90,178         | 1,01,08,901         | Fixed deposits / Bonds            | H       | 27,56,81,742        | 9,34,91,420         |
| Project Grants                            | D       | 4,71,77,854         | 2,60,55,735         | <u>Assets, Loans and Advances</u> |         |                     |                     |
| Current Liabilities                       | E       | 29,47,402           | 53,20,498           | Cash on hand                      |         | -                   | -                   |
| Non-Current Liabilities                   | F       | 2,71,07,078         | 2,71,56,028         | Balances with Banks               | I       | 2,92,70,820         | 3,40,49,792         |
|   |         |                     |                     | Other Current Assets              | J       | 1,23,68,783         | 55,22,170           |
|   |         |                     |                     | Advances                          | K       | 6,19,472            | 67,941              |
| <b>Total</b>                              |         | <b>33,66,68,164</b> | <b>14,89,44,386</b> | <b>Total</b>                      |         | <b>33,66,68,164</b> | <b>14,89,44,386</b> |

Schedules A) to K) referred to above and Notes to the Financial Statements (Schedule P) form an integral part of this Balance Sheet.

For The University of Trans-Disciplinary Health Sciences & Technology



(Prof. Anant Darshan Shankar)  
Vice-Chancellor



(Dr. Atul Kumar Gupta)  
Chief Operating Officer & Registrar



(Mr. Suresh Hegde)  
Joint Registrar - Finance & Accounts

As per our report of even date attached

For LAWRENCE TELLIS & ASSOCIATES  
CHARTERED ACCOUNTANTS  
(FIRM REGISTRATION NO. 001857S)




(Rohan Miranda)  
Partner  
ICAI M. No. 022772



Place: Bangalore  
Date : 21/09/2023

**THE UNIVERSITY OF TRANSDISCIPLINARY HEALTH SCIENCES & TECHNOLOGY**  
74/2, Jarakabande Kaval, Post Attur, Yelahanka, Bangalore 560 064

**STATEMENT OF INCOME AND EXPENDITURE FOR THE YEAR ENDED 31ST MARCH 2023**

(Amounts in Rs.)

| Income                                     | Grants/Project Income (Schedule L) | University Income (Schedule M) | Total Income        | Previous Year's Total (FY 21-22) |
|--|------------------------------------|--------------------------------|---------------------|----------------------------------|
| Consultancy Income                         | 83,08,172                          | 60,08,728                      | 1,43,16,900         | 75,88,500                        |
| Donations                                  | 97,66,000                          | 2,46,46,558                    | 3,44,12,558         | 3,60,10,673                      |
| University Course Fees                     | -                                  | 1,83,01,445                    | 1,83,01,445         | 1,22,79,792                      |
| Training Income                            | 61,21,070                          | 39,92,103                      | 1,01,13,173         | 89,45,082                        |
| <b>INCOME FROM OTHER SOURCES</b>           |                                    |                                |                     |                                  |
| -Hostel & Guest House Charges              | 66,83,970                          | 27,75,805                      | 94,59,775           | 46,31,677                        |
| -Miscellaneous Income                      | 6,88,106                           | 23,23,087                      | 30,11,193           | 9,24,398                         |
| -Transport & Other Recoveries              | -                                  | 4,00,680                       | 4,00,680            | 4,53,911                         |
| <b>INTEREST EARNED</b>                     |                                    |                                |                     |                                  |
| -Interest on Fixed Deposits                | 7,27,098                           | 81,90,922                      | 89,18,020           | 42,23,395                        |
| -Interest on Savings Bank Accounts         | 2,94,184                           | 7,50,922                       | 10,45,106           | 8,30,802                         |
| -Interest on Income Tax Refund             | -                                  | 65,920                         | 65,920              | 2,03,176                         |
| Fees on Projects (Contra)                  | -                                  | 1,04,50,789                    | 1,04,50,789         | 54,34,664                        |
| Liabilities no longer payable written back | -                                  | 1,27,961                       | 1,27,961            | -                                |
| <b>TOTAL INCOME A]</b>                     | <b>3,25,88,600</b>                 | <b>7,80,34,920</b>             | <b>11,06,23,520</b> | <b>8,15,26,070</b>               |

| Expenditure                                    | Grants/Project Expenses (Schedule N) | University Expenses (Schedule O) | Total Expenditure   | Previous Year's Total (FY 21-22) |
|--|--------------------------------------|----------------------------------|---------------------|----------------------------------|
| Books, Periodicals & Other Literature          | 1,38,331                             | 42,807                           | 1,81,138            | 37,277                           |
| Communication Costs                            | 41,560                               | 2,56,941                         | 2,98,501            | 1,37,547                         |
| Consultants & Outsourcing Services             | 74,78,320                            | 1,02,59,872                      | 1,77,38,192         | 1,90,40,232                      |
| Consumables                                    | 26,66,331                            | 15,17,422                        | 41,83,753           | 19,73,665                        |
| Field Work & Trials                            | 7,42,756                             | 69,36,190                        | 76,78,946           | 21,45,598                        |
| Gratuity Expenses                              | -                                    | 5,79,231                         | 5,79,231            | 6,30,161                         |
| IT Hardware, Software & Services               | 1,64,446                             | 2,44,764                         | 4,09,210            | 3,76,572                         |
| Maintenance, Utilities, Repairs & Improvements | 21,21,057                            | 1,51,83,741                      | 1,73,04,798         | 1,30,37,962                      |
| Meeting, Conferences & Workshops               | 7,56,526                             | 55,311                           | 8,11,837            | 4,77,696                         |
| Other Overheads & Contingencies                | 51,20,176                            | 13,35,478                        | 64,55,654           | 26,83,223                        |
| Printing & Stationery                          | 5,61,987                             | 4,47,944                         | 10,09,931           | 5,85,225                         |
| Salaries Including Fellowships                 | 3,47,93,963                          | 2,67,44,048                      | 6,15,38,011         | 4,38,67,731                      |
| Travel & Conveyance                            | 49,34,999                            | 16,00,510                        | 65,35,509           | 45,29,328                        |
| Fees on Projects (Contra)                      | 80,75,785                            | 23,75,004                        | 1,04,50,789         | 54,34,664                        |
| <b>SUB TOTAL B-1]</b>                          | <b>6,75,96,237</b>                   | <b>6,75,79,263</b>               | <b>13,51,75,500</b> | <b>9,49,56,881</b>               |

|                           |      |   |           |           |           |
|---------------------------|------|---|-----------|-----------|-----------|
| Depreciation (Schedule G) | B-2] | - | 37,80,581 | 37,80,581 | 28,65,522 |
|---------------------------|------|---|-----------|-----------|-----------|

|   |  |                    |                    |                     |                    |
|---|--|--------------------|--------------------|---------------------|--------------------|
| <b>TOTAL EXPENDITURE B] = B-1] + B-2]</b> |  | <b>6,75,96,237</b> | <b>7,13,59,844</b> | <b>13,89,56,081</b> | <b>9,78,22,403</b> |
|---|--|--------------------|--------------------|---------------------|--------------------|

|  |  |                      |                  |                      |                      |
|--|--|----------------------|------------------|----------------------|----------------------|
| <b>EXCESS / (DEFICIT) OF INCOME OVER EXPENDITURE FOR THE YEAR C] = A] - B]</b> |  | <b>(3,50,07,637)</b> | <b>66,75,076</b> | <b>(2,83,32,561)</b> | <b>(1,62,96,333)</b> |
|--|--|----------------------|------------------|----------------------|----------------------|

STATEMENT OF I & E (PAGE ....1)



**THE UNIVERSITY OF TRANSDISCIPLINARY HEALTH SCIENCES & TECHNOLOGY**  
74/2, Jarakabande Kaval, Post Attur, Yelahanka, Bangalore 560 064

**STATEMENT OF INCOME AND EXPENDITURE FOR THE YEAR ENDED 31ST MARCH 2023**

(Amounts in Rs.)

| Income   | Grants/Project Income | University Income | Total Income         | Previous Year's Total (FY 20-21) |
|--|-----------------------|-------------------|----------------------|----------------------------------|
| Excess / (Deficit) of Income over Expenditure for the year   | (3,50,07,637)         | 66,75,076         | (2,83,32,561)        | (1,62,96,333)                    |
| b/d  |                       |                   |                      |                                  |
| <b>Appropriations:</b>   |                       |                   |                      |                                  |
| Project income transferred to the respective Project (Grants) Funds (Schedule D)   | 3,25,88,600           | -                 | 3,25,88,600          | 2,51,80,190                      |
| Project Income Recognition (to the extent of Project funds / Grants utilised as in Schedule D)                           | (6,75,96,237)         | -                 | (6,75,96,237)        | (4,46,13,241)                    |
| Depreciation for the year on assets acquired through Project funds transferred to Reserves for Fixed Assets (Schedule C) | -                     | (23,25,560)       | (23,25,560)          | (17,99,504)                      |
| Excess of Income over Expenditure for the year transferred to General Fund (Schedule A)                                  | -                     | 90,00,636         | 90,00,636            | 49,36,222                        |
| <b>TOTAL</b>   | <b>(3,50,07,637)</b>  | <b>66,75,076</b>  | <b>(2,83,32,561)</b> | <b>(1,62,96,333)</b>             |

Schedules A, C, D, G, L, M, N & O referred to above and Notes to the Financial Statements (Schedule P) form an integral part of this Statement of Income and Expenditure.

For The University of Trans-Disciplinary Health Sciences & Technology

  
(Prof. Anant Darshan Shankar)  
Vice-Chancellor

  
(Dr. Atul Kumar Gupta)  
Chief Operating Officer & Registrar

  
(Mr. Suresh Hegde)  
Joint Registrar - Finance & Accounts



Place: Bangalore  
Date : 21/09/2023

As per our report of even date attached

For LAWRENCE TELLIS & ASSOCIATES  
CHARTERED ACCOUNTANTS  
(FIRM REGISTRATION NO. 001857S)

  
(Rohan Miranda)  
Partner  
ICAI M. No 022772



END OF STATEMENT OF I & E (PAGE ....2)

**LAWRENCE TELLIS & ASSOCIATES**  
Chartered Accountants  
No. 44/45, 2nd Floor, Mayapada Complex  
Residency Cross Road, Bangalore - 560 025  
Ph: 41914751/92/93  
(FIRM ICAI REGN. No. 001857S)

**THE UNIVERSITY OF TRANSDISCIPLINARY HEALTH SCIENCES & TECHNOLOGY**  
**74/2, Jarakabande Kaval, Post Attur, Yelahanka, Bangalore 560 064**

**RECEIPTS AND PAYMENTS ACCOUNT FOR THE YEAR ENDED 31ST MARCH 2023**

(Amounts in Rs.)

| Receipts   | Grants/Project                 | University                 | Total                 | Previous Year's Total (FY 21-22) |
|--|--------------------------------|----------------------------|-----------------------|----------------------------------|
| <b>OPENING BALANCES AS ON 01/04/2022</b>                                 |                                |                            | -                     | -                                |
| Bank Balances (Schedule I)   | 11,25,318                      | 3,29,24,474                | 3,40,49,792           | 2,49,65,779                      |
| Cash Balances  | -                              | -                          | -                     | 5,768                            |
|  | <b>Grants/Project Receipts</b> | <b>University Receipts</b> | <b>Total Receipts</b> |                                  |
| <b>RECEIPTS DURING THE YEAR</b>  |                                |                            |                       |                                  |
| Consultancy Income   | 77,98,981                      | 58,59,692                  | 1,36,58,673           | 95,21,065                        |
| Donations  | 97,66,000                      | 2,46,46,558                | 3,44,12,558           | 3,60,10,673                      |
| Corpus Donations   | -                              | 15,71,32,100               | 15,71,32,100          | 3,43,11,100                      |
| University Course Fees   | -                              | 1,83,01,445                | 1,83,01,445           | 1,22,79,792                      |
| Training Income  | 42,24,178                      | 40,11,255                  | 82,35,433             | 1,24,26,954                      |
| <b>INCOME FROM OTHER SOURCES</b>   |                                |                            |                       |                                  |
| -Hostel & Guest House Charges  | 31,10,470                      | 27,75,805                  | 58,86,275             | 46,31,677                        |
| -Miscellaneous Income  | 6,73,686                       | 25,48,837                  | 32,22,523             | 12,44,398                        |
| -Transport & Other Recoveries  | -                              | 4,00,680                   | 4,00,680              | 4,53,911                         |
| <b>INTEREST EARNED</b>   |                                |                            |                       |                                  |
| -Interest on Fixed Deposits  | 2,26,715                       | 77,02,740                  | 79,29,455             | 46,83,289                        |
| -Interest on Savings Bank Accounts                                       | 2,94,184                       | 7,50,922                   | 10,45,106             | 8,30,802                         |
| -Interest on Income Tax Refund   | -                              | 65,920                     | 65,920                | 2,03,176                         |
| Project Grants received  | 6,13,60,128                    | -                          | 6,13,60,128           | 64,64,466                        |
| <b>OTHER RECEIPTS DURING THE YEAR</b>                                    |                                |                            |                       |                                  |
| Long Term Interest Free Loan   | -                              | -                          | -                     | 1,00,00,000                      |
| Long Term Refundable Security Deposits                                   | -                              | 2,10,000                   | 2,10,000              | 12,30,000                        |
| TDS/TCS refund received  | 8,706                          | 6,41,797                   | 6,50,503              | 21,21,274                        |
| Refund/Settlement of Advances paid                                       | -                              | 1,55,028                   | 1,55,028              | 5,84,172                         |
| Refundable Credits received  | -                              | 20,125                     | 20,125                | 2,60,720                         |
| Advance from Foundation for Revitalisation<br>of Local Health Traditions | -                              | -                          | -                     | 1,30,63,082                      |
| Investments matured during the year                                      | -                              | 51,11,258                  | 51,11,258             | 30,08,945                        |
| Fees on Projects (Contra)  | -                              | 1,04,50,789                | 1,04,50,789           | 54,34,664                        |
| Inter-Unit Transfers (Contra)  | 89,35,027                      | -                          | 89,35,027             | 1,32,34,939                      |
| <b>TOTAL RECEIPTS</b>  | <b>9,75,23,393</b>             | <b>27,37,09,425</b>        | <b>37,12,32,818</b>   | <b>19,69,70,646</b>              |

| Payments                                       | Grants/Project Payments | University Payments | Total Payments      | Previous Year's Total (FY 21-22) |
|--|-------------------------|---------------------|---------------------|----------------------------------|
| <b>PAYMENTS DURING THE YEAR</b>                |                         |                     |                     |                                  |
| Books, Periodicals & Other Literature          | 1,38,331                | 42,807              | 1,81,138            | 37,277                           |
| Communication Costs                            | 41,560                  | 2,58,006            | 2,99,566            | 1,41,607                         |
| Consultants & Outsourcing Services             | 74,78,320               | 1,17,99,502         | 1,92,77,822         | 1,76,58,700                      |
| Consumables                                    | 26,66,331               | 15,30,868           | 41,97,199           | 19,73,659                        |
| Field Works & Trials                           | 7,42,756                | 68,22,606           | 75,65,362           | 21,61,943                        |
| Gratuity Expenses                              | -                       | 5,72,020            | 5,72,020            | 10,33,093                        |
| IT Hardware, Software & Services               | 1,64,446                | 9,08,955            | 10,73,401           | 3,88,340                         |
| Maintenance, Utilities, Repairs & Improvements | 18,61,752               | 1,56,73,255         | 1,75,35,007         | 1,28,48,275                      |
| Meetings, Conferences & Workshops              | 7,56,526                | 55,311              | 8,11,837            | 4,77,696                         |
| Other Overheads & Contingencies                | 51,32,566               | 13,03,584           | 64,36,150           | 26,48,649                        |
| Printing & Stationery                          | 5,61,987                | 4,47,944            | 10,09,931           | 5,85,225                         |
| Salaries including Fellowships                 | 3,46,39,463             | 2,67,89,350         | 6,14,28,813         | 4,38,67,730                      |
| Travel & Conveyance                            | 49,34,999               | 16,11,093           | 65,46,092           | 45,35,812                        |
| Advances for Purchases                         | 13,662                  | 3,82,633            | 3,96,295            | 2,360                            |
| Refund of un-utilised Project Grants           | 2,80,721                | -                   | 2,80,721            | 910                              |
| Purchase of Fixed Assets                       | 49,06,837               | 17,88,028           | 66,94,865           | 71,26,207                        |
| c/fd   | <b>6,43,20,257</b>      | <b>6,99,85,962</b>  | <b>13,43,06,219</b> | <b>9,54,87,483</b>               |



**THE UNIVERSITY OF TRANSDISCIPLINARY HEALTH SCIENCES & TECHNOLOGY**  
74/2, Jarakabande Kaval, Post Attur, Yelahanka, Bangalore 560 064

**RECEIPTS AND PAYMENTS ACCOUNT FOR THE YEAR ENDED 31ST MARCH 2023**

(Amount in Rs.)

| Payments                                 | Grants/Project Payments | University Payments | Total Payments      | Previous Year's Total (FY 21-22) |
|--|-------------------------|---------------------|---------------------|----------------------------------|
| b/fd                                     | 6,43,20,257             | 6,99,85,962         | 13,43,06,219        | 9,54,87,483                      |
| <b>OTHER PAYMENTS DURING THE YEAR</b>    |                         |                     |                     |                                  |
| Loans & Staff Advances                   | 14,298                  | 75,961              | 90,259              | 28,702                           |
| Refund of Caution Deposits received      | -                       | -                   | -                   | 75,000                           |
| TDS/TCS recovered during the year        | 254                     | 6,18,920            | 6,19,174            | 7,11,493                         |
| Investments during the year (Schedule H) | 2,01,05,639             | 16,71,95,941        | 18,73,01,580        | 4,78,08,295                      |
| Refund of Advance received from FRLHT    | -                       | 2,58,950            | 2,58,950            | -                                |
| Excess GST/TDS deposited                 | -                       | -                   | -                   | 1,40,278                         |
| Fees on Projects (Contra)                | 80,75,785               | 23,75,004           | 1,04,50,789         | 54,34,664                        |
| Inter-Unit Transfers (Contra)            | -                       | 89,35,027           | 89,35,027           | 1,32,34,939                      |
|  |                         |                     |                     |                                  |
|  | Grants/Project          | University          | Total               |                                  |
| <b>CLOSING BALANCES AS ON 31/03/2023</b> |                         |                     |                     |                                  |
| Bank Balances (Schedule I)               | 50,07,160               | 2,42,63,660         | 2,92,70,820         | 3,40,49,792                      |
| Cash Balances                            | -                       | -                   | -                   | -                                |
| <b>TOTAL PAYMENTS</b>                    | <b>9,75,23,393</b>      | <b>27,37,09,425</b> | <b>37,12,32,818</b> | <b>19,69,70,646</b>              |

For The University of Trans-Disciplinary Health Sciences & Technology

(Prof. Anant Darshan Shankar)  
Vice-Chancellor

(Dr. Atul Kumar Gupta)  
Chief Operating Officer & Registrar

(Mr. Suresh Hegde)  
Joint Registrar - Finance & Accounts

As per our report of even date attached

For LAWRENCE TELLIS & ASSOCIATES  
CHARTERED ACCOUNTANTS  
(FIRM REGISTRATION NO. 001857S)

(Rohan Miranda)  
Partner  
ICAI M. No 022772



END OF R & P A/C (PAGE .....2)

LAWRENCE TELLIS & ASSOCIATES  
Chartered Accountants  
No. 44/45, 2nd Floor, Vinayaka Complex  
Residency Cross Road, Bangalore - 560 025  
Ph.: 41514791/92/93  
(FIRM ICAI REGN. No. 001857S)

Place: Bangalore  
Date : 21/09/2023



**THE UNIVERSITY OF TRANSDISCIPLINARY HEALTH SCIENCES & TECHNOLOGY**  
**74/2, Jarakabande Kaval, Post Attur, Yelahanka, Bangalore 560 064**

**SCHEDULES FORMING PART OF AND ANNEXED TO THE FINANCIAL STATEMENTS**  
**FOR THE YEAR ENDED 31/03/2023**

**SCHEDULE - A**  
**GENERAL FUND**

**GENERAL FUND**

| Particulars   | As at 31st Mar<br>2023 |
|---|------------------------|
| Opening balance as at 1st April 2022                                    | Rs.<br>3,69,72,124     |
| <u>Add</u> : Excess of Income over Expenditure for the year transferred | 90,00,636              |
| <u>Add</u> : Transferred from Project Fund                              | 3,09,692               |
| <b>Closing Balance as at 31st March 2023</b>                            | <b>4,62,82,452</b>     |

**SCHEDULE - B**  
**CORPUS FUND**

**PERMANENT STATUTORY ENDOWMENT FUND**

| Particulars  | As at 31st Mar<br>2023 |
|--|------------------------|
| Opening balance as at 1st April 2022                   | Rs.<br>4,33,31,100     |
| <u>Add</u> : Corpus donations received during the year | 15,71,32,100           |
| <b>Closing Balance as at 31st March 2023</b>           | <b>20,04,63,200</b>    |

**SCHEDULE - C**  
**RESERVES**

**RESERVES FOR FIXED ASSETS**

| Particulars   | As at 31st Mar<br>2023 |
|---|------------------------|
| Opening balance of Reserve for Fixed Assets as at 1st April 2022  | Rs.<br>1,01,08,901     |
| <u>Add</u> : Assets (Fixed Assets) purchased using project funds transferred<br>from Schedule 'D'   | 49,06,837              |
| <u>Less</u> : Depreciation on assets acquired using Project funds transferred from<br>Statement of Income and Expenditure (Appropriation account) | 23,25,560              |
| <b>Closing Balance as at 31st March 2023</b>  | <b>1,26,90,178</b>     |



**THE UNIVERSITY OF TRANSDISCIPLINARY HEALTH SCIENCES & TECHNOLOGY**  
74/2, Jarakabande Kaval, Post Attur, Yelahanka, Bangalore 560 064

**SCHEDULES FORMING PART OF AND ANNEXED TO THE FINANCIAL STATEMENTS FOR THE YEAR ENDED 31/03/2023**

**SCHEDULE - D**  
**PROJECT GRANTS**

| Sl No | Particulars                              | Balance as on | Grants received | Income          | Total       | Revenue recognised during the |              | Transferred    | Inter-Unit | Balance as on |
|-------|--|---------------|-----------------|-----------------|-------------|-------------------------------|--------------|----------------|------------|---------------|
|       |  | 01/04/2022    |                 |                 |             | year                          | year         |                |            | back to       |
|       |  | Project Fund  | during the year | during the year |             | Recurring                     | Fixed Assets | Funder/Grantor |            | Project Fund  |
|       |  | 1             | 2               | 3               | 4=(1+2+3)   | 5                             | 6            | 7              | 8          | 9=(4-5-6-7+8) |
|       |  | Rs.           | Rs.             | Rs.             | Rs.         | Rs.                           | Rs.          | Rs.            | Rs.        | Rs.           |
|       | <b>CENTRAL GOVT. PROJECTS</b>            |               |                 |                 |             |                               |              |                |            |               |
| 1     | Ayush-EMR Project-AG                     | 4,73,323      | -               | 10,436          | 4,83,759    | 4,73,155                      | -            | 10,604         | -          | -             |
| 2     | Central Ayurveda Research Inst.-CCRAS-PD | 1,49,51,377   | -               | -               | 1,49,51,377 | 17,29,573                     | 3,38,042     | -              | -          | 1,28,83,762   |
| 3     | CCRAS-Fellowship-SBH                     | -             | 6,07,200        | -               | 6,07,200    | 22,123                        | -            | -              | -          | 5,85,077      |
| 4     | CCRAS-Traditional Food Recipes-MG        | -             | 20,20,868       | -               | 20,20,868   | 11,090                        | -            | -              | -          | 20,09,778     |
| 5     | CSA-Ashtaadashi-MAA                      | -             | 3,50,000        | -               | 3,50,000    | 1,92,825                      | -            | -              | -          | 1,57,175      |
| 6     | CSIR-Contingency-Prantik Das             | -             | 20,000          | -               | 20,000      | 17,562                        | -            | -              | -          | 2,438         |
| 7     | DBT-Anticancer Project-MKP               | (28,685)      | -               | -               | (28,685)    | 3,66,823                      | -            | -              | -          | (3,95,508)    |
| 8     | DBT-Lung Development-RP                  | (2,27,823)    | -               | -               | (2,27,823)  | -                             | -            | -              | -          | (2,27,823)    |
| 9     | DBT-Microbiome Project-SK                | 1,42,407      | 21,69,707       | 357             | 23,12,471   | 21,76,816                     | -            | 357            | -          | 1,35,298      |
| 10    | DBT-Ramalingaswamy Fellowship-MG         | (3,99,291)    | -               | -               | (3,99,291)  | -                             | -            | -              | -          | (3,99,291)    |
| 11    | DST-Palm Leaf Manuscripts-MAA            | -             | 6,87,564        | -               | 6,87,564    | 5,29,680                      | 1,57,884     | -              | -          | -             |
| 12    | ICMR-Fellowship-Anjaneyulu J             | 1,51,550      | 5,58,800        | -               | 7,10,350    | 5,55,650                      | -            | -              | -          | 1,54,700      |
| 13    | ICMR-Fellowship-Sania K                  | -             | 5,53,400        | -               | 5,53,400    | 4,20,050                      | -            | -              | -          | 1,33,350      |
| 14    | IKS-Indian Knowledge System-SK           | -             | 14,68,000       | 26,890          | 14,94,890   | 8,01,904                      | 1,52,368     | -              | -          | 5,40,618      |
| 15    | NBA-IWST Project-MKP                     | 27,424        | 8,20,502        | 4,893           | 8,52,819    | 10,61,161                     | -            | -              | -          | (2,08,342)    |
| 16    | NMPB-MPCA & MPDA-BSS                     | 5,22,341      | -               | 2,882           | 5,25,223    | 21,59,224                     | -            | 2,882          | -          | (16,36,883)   |
| 17    | NMPB-ToT-JR                              | (7,01,992)    | -               | -               | (7,01,992)  | 27,589                        | -            | -              | -          | (7,29,581)    |
| 18    | SERB-Malnutrition Project-ME             | 2,73,521      | 5,50,000        | 7,345           | 8,30,866    | 10,47,797                     | 6,077        | -              | -          | (2,23,008)    |
| 19    | SERB-Multi-Omic Project-MKP              | 70,603        | -               | 401             | 71,004      | 76,880                        | -            | -              | -          | (5,876)       |
|       | <b>STATE GOVT. PROJECTS</b>              |               |                 |                 |             |                               |              |                |            |               |
| 20    | Ayush HD Kote Pharmacopeia Project       | (17,37,807)   | -               | -               | (17,37,807) | -                             | -            | -              | 17,37,807  | -             |
| 21    | CG MFP-Capacity Building-JR              | (3,35,359)    | -               | -               | (3,35,359)  | -                             | -            | -              | -          | (3,35,359)    |
| 22    | CG SMPB-Sustainable Harvesting-JR        | (33,140)      | -               | -               | (33,140)    | -                             | -            | -              | -          | (33,140)      |
| 23    | Chhattisgarh Healer's Training-HRM       | -             | 5,00,000        | -               | 5,00,000    | 3,60,918                      | -            | -              | -          | 1,39,082      |
| 24    | KFRI-Peechi-JR                           | (60,000)      | -               | -               | (60,000)    | -                             | -            | -              | -          | (60,000)      |
| 25    | KSTA-Vyaghryadi Kashayam-AB              | -             | 30,000          | -               | 30,000      | 25,252                        | -            | -              | -          | 4,748         |
| 26    | OSDA-Panchakarma-GK                      | 9,12,170      | -               | 1,10,83,008     | 1,19,95,178 | 85,84,634                     | -            | -              | -          | 34,10,544     |
| 27    | Ragi Project-PN                          | 1,07,667      | -               | -               | 1,07,667    | 1,07,667                      | -            | -              | -          | -             |
| 28    | West Bengal MPCA-NB                      | (6,87,375)    | 6,87,375        | -               | -           | -                             | -            | -              | -          | -             |
|       | c/fd                                     | 1,34,20,911   | 1,10,23,416     | 1,11,36,212     | 3,55,80,539 | 2,07,48,373                   | 6,54,371     | 13,843         | 17,37,807  | 1,59,01,759   |




**THE UNIVERSITY OF TRANSDISCIPLINARY HEALTH SCIENCES & TECHNOLOGY**  
74/2, Jarakabande Kaval, Post Attur, Yelahanka, Bangalore 560 064

**SCHEDULES FORMING PART OF AND ANNEXED TO THE FINANCIAL STATEMENTS FOR THE YEAR ENDED 31/03/2023**

**SCHEDULE - D (CONTINUED)**  
**PROJECT GRANTS**

| Sl No | Particulars                                     | Balance as on | Grants received | Income      | Total       | Revenue recognised during the |           | Transferred | Inter-Unit    | Balance as on |
|-------|---|---------------|-----------------|-------------|-------------|-------------------------------|-----------|-------------|---------------|---------------|
|       |   | 01/04/2022    |                 |             |             | year                          |           |             |               | 31/03/2023    |
|       |   | Project Fund  |                 |             |             | Expenses                      | Purchased |             |               | Project Fund  |
|       | 1   | 2             | 3               | 4=(1+2+3)   | 5           | 6                             | 7         | 8           | 9=(4-5-6-7+8) |               |
|       | Rs.   | Rs.           | Rs.             | Rs.         | Rs.         | Rs.                           | Rs.       | Rs.         | Rs.           |               |
|       | b/fd  | 1,34,20,911   | 1,10,23,416     | 1,11,36,212 | 3,55,80,539 | 2,07,48,373                   | 6,54,371  | 13,843      | 17,37,807     | 1,59,01,759   |
|       | <b>CONSULTANCY PROJECTS</b>                     |               |                 |             |             |                               |           |             |               |               |
| 29    | Amway Rasayana Project-GS                       | 7,79,594      | -               | -           | 7,79,594    | -                             | -         | -           | -             | 7,79,594      |
| 30    | Biomerieux CSR-HRM                              | 3,92,615      | -               | -           | 3,92,615    | 3,90,623                      | -         | -           | -             | 1,992         |
| 31    | BOSCH Integrative Health Sciences-GS            | 1,52,969      | -               | -           | 1,52,969    | 34,330                        | -         | -           | -             | 1,18,639      |
| 32    | BOSCH Training Program                          | 4,30,760      | -               | -           | 4,30,760    | -                             | -         | -           | -             | 4,30,760      |
| 33    | COBALA Netherlands-AG                           | 56,998        | -               | -           | 56,998      | -                             | -         | -           | -             | 56,998        |
| 34    | DADWO Nilgiris TN-HRM                           | (10,18,054)   | -               | 12,67,945   | 2,49,891    | 2,49,891                      | -         | -           | -             | -             |
| 35    | Dakshin Foundation                              | -             | -               | 15,14,770   | 15,14,770   | 13,26,000                     | -         | -           | -             | 1,88,770      |
| 36    | GTNGET-Hasthyadi Ayurveda-KSK                   | -             | -               | 1,91,525    | 1,91,525    | 1,22,964                      | -         | -           | -             | 68,561        |
| 37    | Haryana State Biodiversity Board--AK            | (6,33,227)    | -               | 35,85,000   | 29,51,773   | 35,54,468                     | -         | -           | -             | (6,02,695)    |
| 38    | IOM Bioworks Pvt Ltd-PN                         | -             | -               | 8,65,750    | 8,65,750    | 5,70,750                      | -         | -           | -             | 2,95,000      |
| 39    | ITC Project-AG                                  | 7,64,322      | -               | -           | 7,64,322    | 3,45,470                      | -         | -           | -             | 4,18,852      |
| 40    | Jackfruit365 Project-ME                         | 1,40,000      | -               | -           | 1,40,000    | 90,000                        | -         | -           | -             | 50,000        |
| 41    | Kiran Mazumdar Shaw-PN                          | -             | -               | 13,00,000   | 13,00,000   | 8,72,641                      | -         | -           | -             | 4,27,359      |
| 42    | Kris Gopalakrishnan Grant-AG                    | 42,49,948     | -               | 43,17,500   | 85,67,448   | 73,56,998                     | 4,53,200  | -           | -             | 7,57,250      |
| 43    | L'Oreal Consultancy-SNV                         | 5,666         | -               | -           | 5,666       | -                             | -         | -           | -             | 5,666         |
| 44    | Sarojini Damodaran Foundation Grant-SNV         | 5,80,000      | -               | -           | 5,80,000    | 5,80,000                      | -         | -           | -             | -             |
| 45    | Singtel CSR-AK                                  | -             | -               | 12,48,500   | 12,48,500   | 12,48,500                     | -         | -           | -             | -             |
| 46    | SKAN-Ashok Soota-PS                             | -             | -               | 17,00,000   | 17,00,000   | 17,00,000                     | -         | -           | -             | -             |
| 47    | Tata Steel Foundation                           | 1,60,918      | -               | 4,22,306    | 5,83,224    | 5,83,224                      | -         | -           | -             | -             |
| 48    | Thailand Project-SK                             | 1,82,194      | -               | -           | 1,82,194    | -                             | -         | -           | -             | 1,82,194      |
| 49    | UNDP Ladakh CAMP Project-AK                     | 4,35,936      | -               | -           | 4,35,936    | 3,89,982                      | -         | -           | -             | 45,954        |
| 50    | USL (Diageo) Consultancy-GS                     | (3,44,701)    | -               | -           | (3,44,701)  | -                             | -         | -           | -             | (3,44,701)    |
| 51    | Varman Therapist Program-BNP                    | -             | -               | 8,24,997    | 8,24,997    | 2,14,815                      | -         | -           | -             | 6,10,182      |
| 52    | Vikasietum Tecknology-PN                        | 46,500        | -               | -           | 46,500      | 30,000                        | -         | -           | -             | 16,500        |
| 53    | World Health Org-Translation-VGN                | -             | -               | 16,62,180   | 16,62,180   | 16,18,191                     | -         | -           | -             | 43,989        |
| 54    | World Wide Fund for Nature-JR                   | -             | -               | 1,02,300    | 1,02,300    | 1,84,998                      | -         | -           | -             | (82,698)      |
|       | <b>WORKSHOPS/SEMINARS/OTHER FUNDED PROJECTS</b> |               |                 |             |             |                               |           |             |               |               |
| 55    | Amway Workshop-GS                               | 3,08,973      | -               | -           | 3,08,973    | 93,120                        | -         | -           | -             | 2,15,853      |
| 56    | CEI EVP NDDB-MNB                                | 14,08,497     | -               | -           | 14,08,497   | -                             | -         | -           | (14,08,497)   | -             |
| 57    | Dinacharya Workshop (Dec 23-28, 2019)           | 1,47,293      | -               | -           | 1,47,293    | -                             | -         | -           | (1,47,293)    | -             |
| 58    | Friends of Hope - PhD Fellowship                | 2,025         | -               | -           | 2,025       | -                             | -         | -           | -             | 2,025         |
|       | c/fd  | 2,16,70,137   | 1,10,23,416     | 3,01,38,985 | 6,28,32,538 | 4,23,05,338                   | 11,07,571 | 13,843      | 1,82,017      | 1,95,87,803   |






**THE UNIVERSITY OF TRANSDISCIPLINARY HEALTH SCIENCES & TECHNOLOGY**  
**74/2, Jarakabande Kaval, Post Attur, Yelahanka, Bangalore 560 064**

**SCHEDULES FORMING PART OF AND ANNEXED TO THE FINANCIAL STATEMENTS FOR THE YEAR ENDED 31/03/2023**

**SCHEDULE - D (CONTINUED)**  
**PROJECT GRANTS**

| Sl No | Particulars                                     | Balance as on      | Grants received    | Income             | Total               | Revenue recognised during the |                  | Transferred   | Inter-Unit        | Balance as on      |              |                |            |
|-------|---|--------------------|--------------------|--------------------|---------------------|-------------------------------|------------------|---------------|-------------------|--------------------|--------------|----------------|------------|
|       |   | 01/04/2022         |                    |                    |                     | during the year               | appropriated     |               |                   | year               | back to      | Transfers      | 31/03/2023 |
|       |   | Project Fund       |                    |                    |                     |                               | during the year  |               |                   | Recurring          | Fixed Assets | Funder/Grantor |            |
|       | 1   | 2                  | 3                  | 4=(1+2+3)          | 5                   | 6                             | 7                | 8             | 9=(4-5-6-7+8)     |                    |              |                |            |
|       | Rs.   | Rs.                | Rs.                | Rs.                | Rs.                 | Rs.                           | Rs.              | Rs.           | Rs.               |                    |              |                |            |
|       | b/fd  | 2,16,70,137        | 1,10,23,416        | 3,01,38,985        | 6,28,32,538         | 4,23,05,338                   | 11,07,571        | 13,843        | 1,82,017          | 1,95,87,803        |              |                |            |
| 59    | Innovative Education-GK                         | 1,53,024           | -                  | 7,30,267           | 8,83,291            | 2,84,753                      | -                | -             | 1,47,293          | 7,45,831           |              |                |            |
| 60    | INSA Workshop-NB                                | (19,208)           | -                  | -                  | (19,208)            | -                             | -                | -             | 19,208            | -                  |              |                |            |
| 61    | KAMPA Workshops                                 | (3,492)            | -                  | -                  | (3,492)             | -                             | -                | -             | -                 | (3,492)            |              |                |            |
| 62    | Kanazawa University-Student Exchange Prg        | -                  | -                  | 7,51,270           | 7,51,270            | 6,75,365                      | -                | -             | -                 | 75,905             |              |                |            |
| 63    | Manipur CAMP-AK                                 | 75,574             | -                  | -                  | 75,574              | -                             | -                | -             | (75,574)          | -                  |              |                |            |
| 64    | Ministry of Culture-Dhara                       | -                  | 30,00,000          | -                  | 30,00,000           | 40,00,000                     | -                | -             | -                 | (10,00,000)        |              |                |            |
| 65    | Multi-Omic Course - IAS                         | (48,408)           | -                  | -                  | (48,408)            | -                             | -                | -             | 48,408            | -                  |              |                |            |
| 66    | TOT EVP VET KMF-MNB                             | 6,31,044           | -                  | -                  | 6,31,044            | -                             | -                | -             | (6,31,044)        | -                  |              |                |            |
|       | <b>FCRA PROJECTS</b>                            |                    |                    |                    |                     |                               |                  |               |                   |                    |              |                |            |
| 67    | Access Agriculture -FCRA                        | -                  | 6,87,355           | 6,899              | 6,94,254            | 3,02,435                      | 2,09,805         | -             | -                 | 1,82,014           |              |                |            |
| 68    | Institute of Public Health (IPH) Grant - FCRA   | 28,71,247          | -                  | 1,12,902           | 29,84,149           | 9,00,000                      | -                | -             | -                 | 20,84,149          |              |                |            |
| 69    | Institute of Tropical Medicine - FCRA           | 3,86,180           | 3,13,956           | 4,697              | 7,04,833            | 3,76,649                      | -                | -             | -                 | 3,28,184           |              |                |            |
| 70    | Mahesh Mathpati - FCRA                          | 42                 | -                  | -                  | 42                  | -                             | -                | -             | -                 | 42                 |              |                |            |
| 71    | Royal Botanic Gardens KEW 1 - FCRA              | 1,07,282           | -                  | 3,366              | 1,10,648            | -                             | -                | -             | -                 | 1,10,648           |              |                |            |
| 72    | Royal Botanic Gardens KEW 2 - FCRA              | 1,18,100           | -                  | 1,873              | 1,19,973            | 70,000                        | -                | -             | -                 | 49,973             |              |                |            |
| 73    | Royal Botanic Gardens KEW 3- FCRA               | -                  | 6,48,244           | 4,621              | 6,52,865            | 5,27,425                      | -                | -             | -                 | 1,25,440           |              |                |            |
| 74    | Royal Botanic Gardens KEW 4- FCRA               | -                  | 7,97,600           | 2,082              | 7,99,682            | 1,988                         | -                | -             | -                 | 7,97,694           |              |                |            |
| 75    | Royal Botanic Gardens KEW British Academy- FCRA | -                  | 35,18,330          | 43,051             | 35,61,381           | 28,69,195                     | -                | -             | -                 | 6,92,186           |              |                |            |
| 76    | Rural India Supporting Trust (RIST) - FCRA      | -                  | 4,10,05,000        | 7,84,237           | 4,17,89,237         | 1,49,45,222                   | 35,89,461        | -             | -                 | 2,32,54,554        |              |                |            |
| 77    | The Friends of H.O.P.E Fellowship - FCRA        | 1,453              | -                  | 50                 | 1,503               | -                             | -                | -             | -                 | 1,503              |              |                |            |
| 78    | The Friends of H.O.P.E Folkhealer - FCRA        | 44,669             | -                  | 134                | 44,803              | 44,803                        | -                | -             | -                 | -                  |              |                |            |
| 79    | The Friends of H.O.P.E - Nilgiris - FCRA        | -                  | 2,20,000           | 2,468              | 2,22,468            | 1,31,662                      | -                | -             | -                 | 90,806             |              |                |            |
| 80    | Varana Global Holdings Ltd - FCRA               | 68,091             | 1,46,227           | 1,698              | 2,16,016            | 1,61,402                      | -                | -             | -                 | 54,614             |              |                |            |
|       | <b>Total</b>                                    | <b>2,60,55,735</b> | <b>6,13,60,128</b> | <b>3,25,88,600</b> | <b>12,00,04,463</b> | <b>6,75,96,237</b>            | <b>49,06,837</b> | <b>13,843</b> | <b>(3,09,692)</b> | <b>4,71,77,854</b> |              |                |            |




**THE UNIVERSITY OF TRANSDISCIPLINARY HEALTH SCIENCES & TECHNOLOGY**  
**74/2, Jarakabande Kaval, Post Attur, Yelahanka, Bangalore 560 064**  
**SCHEDULES FORMING PART OF AND ANNEXED TO THE FINANCIAL STATEMENTS**  
**FOR THE YEAR ENDED 31/03/2023**

**SCHEDULE - E**  
**CURRENT LIABILITIES AND PROVISIONS**

| Particulars  | As at 31st Mar<br>2023<br>Rs. | As at 31st Mar<br>2022<br>Rs. |
|--|-------------------------------|-------------------------------|
| <u>Sundry Creditors for Trade or Services</u>                          |                               |                               |
| -Abhilash K N  | -                             | 810                           |
| -Aishwariya  | -                             | 7,000                         |
| -Aradhya Enterprises   | -                             | 4,720                         |
| -Archana   | -                             | 2,000                         |
| -Arninamm  | 24,999                        | -                             |
| -Balaj City Taxi   | 112                           | -                             |
| -I-AIM Healthcare Centre   | -                             | 6                             |
| -Kanchan Sharma  | -                             | 7,600                         |
| -Mahadevaiah   | -                             | 585                           |
| -Quality Council of India  | 65,880                        | -                             |
| -Rohit   | -                             | 6,000                         |
| -Shri Venkatesh  | 88,585                        | -                             |
| -Shylaja Sampath   | -                             | 1,500                         |
| -Tech Prints   | 3,15,372                      | 12,61,488                     |
| -Varun E   | 1,09,200                      | -                             |
| -Vasa Scientific Co  | 540                           | -                             |
| -Venda Viyas   | 19,350                        | -                             |
| <u>Other Liabilities</u>   |                               |                               |
| Ayush-EMR - (interest received in SB account on Grant Funds) payable   | -                             | 28,629                        |
| DBT-Projects- (interest received in SB account on Grant funds) payable | 64                            | 73,657                        |
| NMPB Projects (interest received in SB account on Grant funds) payable | 7,563                         | 1,72,219                      |
| National Medicinal Plants Board (amount wrongly credited to TDU)       | 2,50,000                      | 2,50,000                      |
| SAMI Labs  | 2,22,222                      | 2,22,222                      |
| Fees Refundable  | 27,455                        | 26,330                        |
| Hemanth TR (Refundable)  | 4,000                         | -                             |
| R Sankar (Refundable)  | 15,000                        | -                             |
| Income received in Advance   | 7,75,202                      | 13,52,966                     |
| <u>Provision for expenses payable</u>                                  |                               |                               |
| <u>Provision for Professional Services payable</u>                     |                               |                               |
| -Lawrence Tellis & Associates  | 2,17,120                      | 1,88,800                      |
| -K N Prabhashankar & Co  | -                             | 8,260                         |
| -KPMS & Associates   | -                             | 13,070                        |
| -Learnerbay Education Pvt Ltd  | -                             | 6,34,744                      |
| BSNL-Provision for Telephone Charges payable                           | 4,982                         | 6,766                         |
| BESCOM-Provision for Electricity Charges payable                       | 2,02,734                      | 2,00,961                      |
| Provision for Security Services  | -                             | 1,50,957                      |
| Provision for Housekeeping and Gardening Services                      | 5,97,022                      | 6,10,406                      |
| Provision for Salaries payable   | -                             | 88,802                        |
| <b>Total</b>   | <b>29,47,402</b>              | <b>53,20,498</b>              |

**SCHEDULE - F**  
**NON-CURRENT LIABILITIES**

| Particulars  | As at 31st Mar<br>2023<br>Rs. | As at 31st Mar<br>2022<br>Rs. |
|--|-------------------------------|-------------------------------|
| Advance from M/s. Foundation for Revitalisation of Local Health Traditions | 1,56,67,078                   | 1,59,26,028                   |
| Interest Free Loan - Rohini Nilekani                                       | 1,00,00,000                   | 1,00,00,000                   |
| Refundable Security Deposits - Adharsh Foundation                          | 30,000                        | 30,000                        |
| Refundable Security Deposits - Grey Sim Learnings Foundation               | 6,00,000                      | 6,00,000                      |
| Refundable Security Deposits - Learnerbay Education Pvt Ltd                | 6,00,000                      | 6,00,000                      |
| Refundable Security Deposits - Sadaika Healthcare                          | 30,000                        | -                             |
| Refundable Security Deposits - Study Ask                                   | 1,80,000                      | -                             |
| <b>Total</b>   | <b>2,71,07,078</b>            | <b>2,71,56,028</b>            |



**THE UNIVERSITY OF TRANSDISCIPLINARY HEALTH SCIENCES & TECHNOLOGY**  
**74/2, Jarakabande Kaval, Post Attur, Yelahanka, Bangalore 560 064**

**SCHEDULES FORMING PART OF AND ANNEXED TO THE FINANCIAL STATEMENTS**  
**FOR THE YEAR ENDED 31/03/2023**

**SCHEDULE -G**  
**PROPERTY, PLANT & EQUIPMENTS**


| Sl. No. | Particulars               | Depreciation Rate | Gross Block                |                  |                               |                             | Accumulated Depreciation   |                           |                               |                             | Net Block as on    |                    |
|---------|---------------------------|-------------------|----------------------------|------------------|-------------------------------|-----------------------------|----------------------------|---------------------------|-------------------------------|-----------------------------|--------------------|--------------------|
|         |                           |                   | Balance as at 1 April 2022 | Additions        | Assets Returned / Written Off | Balance as at 31 March 2023 | Balance as at 1 April 2022 | Depreciation for the year | Assets Returned / Written Off | Balance as at 31 March 2023 | 31/03/2023         | 31/03/2022         |
|         |                           |                   | Rs.                        | Rs.              | Rs.                           | Rs.                         | Rs.                        | Rs.                       | Rs.                           | Rs.                         | Rs.                | Rs.                |
| 1       | Books                     | 40%               | 4,76,415                   | 75,800           | -                             | 5,52,215                    | 4,00,294                   | 46,731                    | -                             | 4,47,025                    | 1,05,190           | 76,121             |
| 2       | Computers & IT Equipments | 40%               | 65,00,985                  | 21,44,803        | -                             | 86,45,788                   | 46,52,257                  | 14,39,126                 | -                             | 60,91,383                   | 25,54,405          | 18,48,728          |
| 3       | Furniture and Fixtures    | 10%               | 41,91,136                  | 3,25,755         | -                             | 45,16,891                   | 15,03,943                  | 2,96,995                  | -                             | 18,00,938                   | 27,15,953          | 26,87,193          |
| 4       | Lab & Other Equipments    | 15%               | 1,16,88,071                | 40,24,432        | -                             | 1,57,12,503                 | 27,04,271                  | 16,52,435                 | -                             | 43,56,706                   | 1,13,55,797        | 89,83,800          |
| 5       | Office Equipments         | 15%               | 10,27,198                  | 1,24,075         | -                             | 11,51,273                   | 3,80,379                   | 1,09,734                  | -                             | 4,90,113                    | 6,61,160           | 6,46,819           |
| 6       | Motor Vehicles            | 15%               | 31,54,191                  | -                | -                             | 31,54,191                   | 15,83,789                  | 2,35,560                  | -                             | 18,19,349                   | 13,34,842          | 15,70,402          |
|         | <b>Total</b>              |                   | <b>2,70,37,996</b>         | <b>66,94,865</b> | <b>-</b>                      | <b>3,37,32,861</b>          | <b>1,12,24,933</b>         | <b>37,80,581</b>          | <b>-</b>                      | <b>1,50,05,514</b>          | <b>1,87,27,347</b> | <b>1,58,13,063</b> |



**THE UNIVERSITY OF TRANSDISCIPLINARY HEALTH SCIENCES & TECHNOLOGY**  
**74/2, Jarakabande Kaval, Post Attur, Yelahanka, Bangalore 560 064**  
**SCHEDULES FORMING PART OF AND ANNEXED TO THE FINANCIAL STATEMENTS**  
**FOR THE YEAR ENDED 31/03/2023**

**SCHEDULE - H**  
**FIXED DEPOSITS / BONDS**

| Particulars                        | Balance as on      | Investments         | Interest         | Matured/<br>withdrawn during | Balance as on       |                 |          |            |            |
|------------------------------------|--------------------|---------------------|------------------|------------------------------|---------------------|-----------------|----------|------------|------------|
|                                    | 01/04/2022         |                     |                  |                              |                     | during the year | received | during the | 31/03/2023 |
|                                    | Principal          |                     |                  |                              |                     | year            | the      | year       | Principal  |
|                                    | Rs.                | Rs.                 | Rs.              | Rs.                          | Rs.                 |                 |          |            |            |
| <b>Fixed Deposits - Corpus</b>     |                    |                     |                  |                              |                     |                 |          |            |            |
| HDFC Ltd BL/1473614                | -                  | 2,00,00,000         | 6,70,206         | -                            | 2,00,00,000         |                 |          |            |            |
| HDFC Ltd BL/1482658                | -                  | 2,00,00,000         | 6,23,288         | -                            | 2,00,00,000         |                 |          |            |            |
| HDFC Ltd BL/1485039                | -                  | 1,00,00,000         | 2,91,096         | -                            | 1,00,00,000         |                 |          |            |            |
| HDFC Ltd BL/1515741                | -                  | 2,00,00,000         | 4,192            | -                            | 2,00,00,000         |                 |          |            |            |
| ICICI HF 110000266369              | 90,20,000          | -                   | 5,81,790         | -                            | 90,20,000           |                 |          |            |            |
| ICICI HF 110000285261              | 1,50,00,000        | -                   | 10,05,000        | -                            | 1,50,00,000         |                 |          |            |            |
| ICICI HF 110000285278              | 1,50,00,000        | -                   | 10,05,000        | -                            | 1,50,00,000         |                 |          |            |            |
| ICICI HF 110000288729              | 11,93,000          | -                   | 79,931           | -                            | 11,93,000           |                 |          |            |            |
| ICICI HF 110000289368              | 31,18,100          | -                   | 2,10,597         | -                            | 31,18,100           |                 |          |            |            |
| ICICI HF 110000310437              | -                  | 1,21,32,100         | 7,678            | -                            | 1,21,32,100         |                 |          |            |            |
| ICICI HF 110000310765              | -                  | 1,90,00,000         | 4,008            | -                            | 1,90,00,000         |                 |          |            |            |
| IDBI 0694105000041247              | -                  | 1,00,00,000         | 1,644            | -                            | 1,00,00,000         |                 |          |            |            |
| IDBI 0694105000041256              | -                  | 1,00,00,000         | 1,644            | -                            | 1,00,00,000         |                 |          |            |            |
| IDBI 0694105000041265              | -                  | 1,00,00,000         | 1,644            | -                            | 1,00,00,000         |                 |          |            |            |
| IDBI 0694105000041274              | -                  | 60,00,000           | 986              | -                            | 60,00,000           |                 |          |            |            |
| IDBI 0694105000041283              | -                  | 1,00,00,000         | 1,644            | -                            | 1,00,00,000         |                 |          |            |            |
| IDBI 0694105000041308              | -                  | 1,00,00,000         | -                | -                            | 1,00,00,000         |                 |          |            |            |
| <b>Fixed Deposits - Non Corpus</b> |                    |                     |                  |                              |                     |                 |          |            |            |
| HDFC Ltd BL/1087297                | 66,62,000          | -                   | 5,02,981         | -                            | 66,62,000           |                 |          |            |            |
| ICICI HF 110000257916              | 69,24,000          | -                   | 5,61,958         | -                            | 69,24,000           |                 |          |            |            |
| ICICI HF 110000266352              | 70,64,000          | -                   | 4,55,628         | -                            | 70,64,000           |                 |          |            |            |
| ICICI HF 110000288743              | 71,00,000          | -                   | 4,75,700         | -                            | 71,00,000           |                 |          |            |            |
| ICICI HF 110000310420              | -                  | 75,00,000           | 15,822           | -                            | 75,00,000           |                 |          |            |            |
| IDBI 0694105000031736              | 6,00,000           | -                   | 34,148           | -                            | 6,00,000            |                 |          |            |            |
| IDBI 0694105000031745              | 3,30,000           | -                   | 18,781           | -                            | 3,30,000            |                 |          |            |            |
| IDBI 0694105000034283-1            | 24,09,851          | -                   | 2,824            | 24,09,851                    | -                   |                 |          |            |            |
| IDBI 0694105000034283-2            | -                  | 24,61,977           | 53,513           | 24,61,977                    | -                   |                 |          |            |            |
| IDBI 0694105000034283-3            | -                  | 25,15,490           | 56,565           | -                            | 25,15,490           |                 |          |            |            |
| IDBI 0694105000038252              | 10,21,856          | -                   | 275              | 10,21,856                    | -                   |                 |          |            |            |
| IDBI 0694105000038261              | 10,21,856          | -                   | 275              | 10,21,856                    | -                   |                 |          |            |            |
| IDBI 0694105000038270-1            | 10,21,856          | -                   | 12,530           | 10,21,856                    | -                   |                 |          |            |            |
| IDBI 0694105000038270-2            | -                  | 10,44,190           | 23,356           | 10,44,190                    | -                   |                 |          |            |            |
| IDBI 0694105000038270-2            | -                  | 10,67,546           | 877              | 10,67,546                    | -                   |                 |          |            |            |
| IDBI 0694105000038456-1            | 2,75,901           | -                   | 4,499            | 2,75,901                     | -                   |                 |          |            |            |
| IDBI 0694105000038456-2            | -                  | 2,81,931            | 6,450            | 2,81,931                     | -                   |                 |          |            |            |
| IDBI 0694105000038456-3            | -                  | 2,88,381            | 1,887            | -                            | 2,88,381            |                 |          |            |            |
| IDBI 0694105000039765              | -                  | 50,00,000           | 89,834           | 50,00,000                    | -                   |                 |          |            |            |
| IDBI 0694105000039774              | -                  | 50,00,000           | 89,834           | 50,00,000                    | -                   |                 |          |            |            |
| IDBI 0694105000040433-1            | -                  | 5,00,000            | 5,671            | 5,00,000                     | -                   |                 |          |            |            |
| IDBI 0694105000040433-2            | -                  | 5,05,671            | 2,961            | -                            | 5,05,671            |                 |          |            |            |
| IDBI 0694105000040442              | -                  | 1,00,00,000         | 1,20,822         | 1,00,00,000                  | -                   |                 |          |            |            |
| IDBI 0694105000040451              | -                  | 10,00,000           | 10,836           | 10,00,000                    | -                   |                 |          |            |            |
| IDBI 0694105000040460              | -                  | 10,00,000           | 11,603           | 10,00,000                    | -                   |                 |          |            |            |
| IDBI 0694106000080352              | -                  | 50,00,000           | 89,834           | 50,00,000                    | -                   |                 |          |            |            |
| IDBI 0694106000083049              | -                  | 1,00,00,000         | 2,46,687         | -                            | 1,00,00,000         |                 |          |            |            |
| IDBI 0694106000083058              | -                  | 1,00,00,000         | 2,46,687         | -                            | 1,00,00,000         |                 |          |            |            |
| LIC HF Receipt No. 666385          | 67,88,000          | -                   | 5,63,404         | -                            | 67,88,000           |                 |          |            |            |
| LIC HF Receipt No. 674000          | 20,50,000          | -                   | 1,70,150         | -                            | 20,50,000           |                 |          |            |            |
| SBI RBI Bonds BLA-006753           | 68,91,000          | -                   | 5,51,280         | -                            | 68,91,000           |                 |          |            |            |
| <b>Total</b>                       | <b>9,34,91,420</b> | <b>22,02,97,286</b> | <b>89,18,020</b> | <b>3,81,06,964</b>           | <b>27,56,81,742</b> |                 |          |            |            |



**THE UNIVERSITY OF TRANSDISCIPLINARY HEALTH SCIENCES & TECHNOLOGY**  
**74/2, Jarakabande Kaval, Post Attur, Yelahanka, Bangalore 560 064**

**SCHEDULES FORMING PART OF AND ANNEXED TO THE FINANCIAL STATEMENTS**  
**FOR THE YEAR ENDED 31/03/2023**

**SCHEDULE - I**  
**BANK BALANCES**

| Particulars   | As at 31st Mar<br>2023 | As at 31st Mar<br>2022 |
|---|------------------------|------------------------|
|   | Rs.                    | Rs.                    |
| ICICI 041101004031 - DBT Scheme 0150 (ZBSA)                 | 25,064                 | -                      |
| IDBI 0694104000134705 UTD-HST-General Fund                  | 1,72,76,112            | 2,51,66,515            |
| IDBI 0694104000134798 UTD-HST-PSEF                          | 27,29,951              | 21,08,280              |
| IDBI 0694104000195157 UTD-HST-Govt Project Fund             | 31,02,753              | 29,58,361              |
| IDBI 0694104000208659 UTD-HST-FCRA (FC Utilisation Account) | 8,21,277               | 8,30,214               |
| IDBI 0694104000230285 UTD-HST-SERB                          | 3,73,099               | 8,26,247               |
| IDBI 0694104000246071 UTD-HST B-VOC                         | 7,81,745               | 18,65,071              |
| IDBI 0694104000258548 UTD-HST RIST                          | 29,49,953              | -                      |
| SBI 40248330256 UTD-HST FCRA (FC Account)                   | 11,90,566              | 2,95,104               |
| UBI 20302201000904 - DST Scheme 1819 (ZBSA)                 | 20,300                 | -                      |
| <b>Total</b>  | <b>2,92,70,820</b>     | <b>3,40,49,792</b>     |


Schedules .....Page 8



**SCHEDULES FORMING PART OF AND ANNEXED TO THE FINANCIAL STATEMENTS**  
**FOR THE YEAR ENDED 31/03/2023**

**SCHEDULE -J**  
**OTHER CURRENT ASSETS**

| Particulars  | As at 31st Mar<br>2023<br>Rs. | As at 31st Mar<br>2022<br>Rs. |
|--|-------------------------------|-------------------------------|
| TDS Credit Receivable  | 14,63,909                     | 14,95,238                     |
| Interest on Fixed Deposits Receivable                          | 10,99,475                     | 1,10,910                      |
| Prepaid Expenses   | 14,60,545                     | 7,34,035                      |
| GST Input Tax Credit / Refund Claim                            | 16,346                        | 1,43,852                      |
| <b>Sundry Debtors -</b>  |                               |                               |
| -ACME Cleantech Solutions Pvt Ltd                              | 10,000                        | -                             |
| -Arjuna Natural Pvt Ltd  | -                             | 2,62,080                      |
| -Bosch Limited   | 11,69,626                     | 11,69,626                     |
| -Delightful Gourmet Pvt Ltd                                    | 55,250                        | 2,12,400                      |
| -Haryana State Biodiversity Board, Panchkula                   | 10,912                        | 1,721                         |
| -Kolhapur District Co-Operative Milk Producers                 | 12,43,702                     | 10,18,352                     |
| -Lifestyle Naturals  | 8,850                         | -                             |
| -Milaap  | -                             | 30,000                        |
| -Nutrihub Technology Business Incubator Startups Confederatoin | 10,000                        | -                             |
| -Odisha Skill Development Authority                            | 57,38,748                     | -                             |
| -Olam Innovation Centre India Pvt Ltd                          | 23,600                        | 23,600                        |
| -Sea6 Energy Pvt Ltd   | 35,400                        | -                             |
| -String Bio Private Ltd  | -                             | 11,600                        |
| -Swami Vivekananda Youth Movement - SVYM                       | 22,420                        | -                             |
| -Tata Steel Foundation   | -                             | 2,76,356                      |
| -The Thinking Forks Consulting Pvt Ltd                         | -                             | 32,400                        |
| <b>Total</b>   | <b>1,23,68,783</b>            | <b>55,22,170</b>              |



**THE UNIVERSITY OF TRANSDISCIPLINARY HEALTH SCIENCES & TECHNOLOGY**  
**74/2, Jarakabande Kaval, Post Attur, Yelahanka, Bangalore 560 064**

**SCHEDULES FORMING PART OF AND ANNEXED TO THE FINANCIAL STATEMENTS**  
**FOR THE YEAR ENDED 31/03/2023**

**SCHEDULE -K**  
**ADVANCES**

| Particulars                             | As at 31st Mar<br>2023 | As at 31st Mar<br>2022 |
|---|------------------------|------------------------|
|   | Rs.                    | Rs.                    |
| <b>Advances to Suppliers -</b>          |                        |                        |
| -Acharya & BM Reddy College of Pharmacy | 74,000                 | -                      |
| -Bangalore Genomics                     | 22,129                 | 36,879                 |
| -Daksha Security Systems                | 1,71,633               | -                      |
| -Director, NCCS, Pune                   | -                      | 2,360                  |
| -Jai Shree Painting Works               | 2,11,000               | -                      |
| -Jnana Prakash                          | 350                    | -                      |
| -JV Travels Pvt Ltd                     | 13,662                 | -                      |
| -Pushparaj                              | 14,298                 | -                      |
| -Trawealth India Pvt Ltd                | 36,789                 | 26,094                 |
| -Trident Auto Pvt Ltd                   | -                      | 2,608                  |
|   |                        |                        |
| <b>Staff Advances</b>                   |                        |                        |
| -Ashwini N                              | 13,611                 | -                      |
| -Ravi Kumar G                           | 39,500                 | -                      |
| -Suresh Hegde                           | 22,500                 | -                      |
| <b>Total</b>                            | <b>6,19,472</b>        | <b>67,941</b>          |

Schedules .....Page 10



**THE UNIVERSITY OF TRANSDISCIPLINARY HEALTH SCIENCES & TECHNOLOGY**  
74/2, Jarakabande Kaval, Post Attur, Yelahanka, Bangalore 560 064

**SCHEDULES FORMING PART OF AND ANNEXED TO THE FINANCIAL STATEMENTS FOR THE YEAR ENDED 31/03/2023**

**SCHEDULE I**  
**PROJECT/GRANT INCOME**

| SI No   | Centre/Head of Expenditure                      | Consultancy Income | Donations        | Training Income  | Hostel & Guest House Charges | Miscellaneous Income | Interest on Investments | Interest on Savings Bank accounts | Total              |
|---|---|--------------------|------------------|------------------|------------------------------|----------------------|-------------------------|-----------------------------------|--------------------|
| 1   | 2   | 3                  | 4                | 5                | 6                            | 7                    | 8                       | 9                                 | 10                 |
|   |   | Rs.                | Rs.              | Rs.              | Rs.                          | Rs.                  | Rs.                     | Rs.                               | Rs.                |
| <b>CENTRAL GOVT. PROJECTS</b>                   |   |                    |                  |                  |                              |                      |                         |                                   |                    |
| 1   | Ayush-EMR Project-AG                            | -                  | -                | -                | -                            | -                    | -                       | 10,436                            | 10,436             |
| 2   | DBT-Microbiome Project-SK                       | -                  | -                | -                | -                            | -                    | -                       | 357                               | 357                |
| 3   | IKS-Indian Knowledge System-SK                  | -                  | -                | -                | -                            | -                    | -                       | 26,890                            | 26,890             |
| 4   | NBA-IWST Project-MKP                            | -                  | -                | -                | -                            | -                    | -                       | 4,893                             | 4,893              |
| 5   | NMPB-MPCA & MPDA-BSS                            | -                  | -                | -                | -                            | -                    | -                       | 2,882                             | 2,882              |
| 6   | SERB-Malnutrition Project-ME                    | -                  | -                | -                | -                            | -                    | -                       | 7,345                             | 7,345              |
| 7   | SERB-Multi-Omic Project-MKP                     | -                  | -                | -                | -                            | -                    | -                       | 401                               | 401                |
| <b>STATE GOVT. PROJECTS</b>                     |   |                    |                  |                  |                              |                      |                         |                                   |                    |
| 8   | OSDA-Panchakarma-GK                             | -                  | -                | 46,39,008        | 64,44,000                    | -                    | -                       | -                                 | 1,10,83,008        |
| <b>CONSULTANCY PROJECTS</b>                     |   |                    |                  |                  |                              |                      |                         |                                   |                    |
| 9   | DADWO-NilgirisTN-HM                             | 12,67,945          | -                | -                | -                            | -                    | -                       | -                                 | 12,67,945          |
| 10  | Dakshin Foundation                              | -                  | 12,00,000        | -                | 1,39,970                     | 1,74,800             | -                       | -                                 | 15,14,770          |
| 11  | Haryana State Biodiversity Board-Panchkula-AK   | 35,85,000          | -                | -                | -                            | -                    | -                       | -                                 | 35,85,000          |
| 12  | GTNGET-Hasthyadi Ayurveda-KSK                   | -                  | -                | 1,91,525         | -                            | -                    | -                       | -                                 | 1,91,525           |
| 13  | Kiran Mazumdar Shaw-PN                          | -                  | 13,00,000        | -                | -                            | -                    | -                       | -                                 | 13,00,000          |
| 14  | Kris Gopalakrishnan Grant-AG                    | -                  | 43,17,500        | -                | -                            | -                    | -                       | -                                 | 43,17,500          |
| 15  | Tata Steel Foundation-BNP                       | -                  | -                | -                | -                            | 4,22,306             | -                       | -                                 | 4,22,306           |
| 16  | IOM Bioworks Pvt Ltd-PN                         | 8,65,750           | -                | -                | -                            | -                    | -                       | -                                 | 8,65,750           |
| 17  | Singtel CSR-AK                                  | -                  | 12,48,500        | -                | -                            | -                    | -                       | -                                 | 12,48,500          |
| 18  | SKAN-Ashok Soota-PS                             | -                  | 17,00,000        | -                | -                            | -                    | -                       | -                                 | 17,00,000          |
| 19  | Varman Therapist Program-BNP                    | 8,24,997           | -                | -                | -                            | -                    | -                       | -                                 | 8,24,997           |
| 20  | World Health Org-Translation-VGN                | 16,62,180          | -                | -                | -                            | -                    | -                       | -                                 | 16,62,180          |
| 21  | World Wide Fund for Nature-JR                   | 1,02,300           | -                | -                | -                            | -                    | -                       | -                                 | 1,02,300           |
| <b>WORKSHOPS/SEMINARS/OTHER FUNDED PROJECTS</b> |   |                    |                  |                  |                              |                      |                         |                                   |                    |
| 22  | Innovative Education-GK                         | -                  | -                | 5,39,267         | 1,00,000                     | 91,000               | -                       | -                                 | 7,30,267           |
| 23  | Kanazawa University-Student Exchange Programme  | -                  | -                | 7,51,270         | -                            | -                    | -                       | -                                 | 7,51,270           |
| <b>FCRA PROJECTS</b>                            |   |                    |                  |                  |                              |                      |                         |                                   |                    |
| 24  | Access Agriculture -FCRA                        | -                  | -                | -                | -                            | -                    | -                       | 6,899                             | 6,899              |
| 25  | Institute of Public Health (IPH) Grant - FCRA   | -                  | -                | -                | -                            | -                    | 1,12,902                | -                                 | 1,12,902           |
| 26  | Institute of Tropical Medicine - FCRA           | -                  | -                | -                | -                            | -                    | -                       | 4,697                             | 4,697              |
| 27  | Royal Botanic Gardens KEW 1- FCRA               | -                  | -                | -                | -                            | -                    | -                       | 3,366                             | 3,366              |
| 28  | Royal Botanic Gardens KEW 2- FCRA               | -                  | -                | -                | -                            | -                    | -                       | 1,873                             | 1,873              |
| 29  | Royal Botanic Gardens KEW 3- FCRA               | -                  | -                | -                | -                            | -                    | -                       | 4,621                             | 4,621              |
| 30  | Royal Botanic Gardens KEW 4- FCRA               | -                  | -                | -                | -                            | -                    | -                       | 2,082                             | 2,082              |
| 31  | Royal Botanic Gardens KEW British Academy- FCRA | -                  | -                | -                | -                            | -                    | -                       | 43,051                            | 43,051             |
| 32  | Rural India Supporting Trust (RIST) - FCRA      | -                  | -                | -                | -                            | -                    | 6,14,196                | 1,70,041                          | 7,84,237           |
| 33  | The Friends of H.O.P.E - Fellowship - FCRA      | -                  | -                | -                | -                            | -                    | -                       | 50                                | 50                 |
| 34  | The Friends of H.O.P.E - Folkhealer - FCRA      | -                  | -                | -                | -                            | -                    | -                       | 134                               | 134                |
| 35  | The Friends of H.O.P.E - Nilgiris - FCRA        | -                  | -                | -                | -                            | -                    | -                       | 2,468                             | 2,468              |
| 36  | Varana Global Holdings Ltd - FCRA               | -                  | -                | -                | -                            | -                    | -                       | 1,698                             | 1,698              |
|   | <b>Total</b>                                    | <b>83,08,172</b>   | <b>97,66,000</b> | <b>61,21,070</b> | <b>66,83,970</b>             | <b>6,88,106</b>      | <b>7,27,098</b>         | <b>2,94,184</b>                   | <b>3,25,88,600</b> |






**THE UNIVERSITY OF TRANSDISCIPLINARY HEALTH SCIENCES & TECHNOLOGY**  
**74/2, Jarakabande Kaval, Post Attur, Yelahanka, Bangalore 560 064**  
**SCHEDULES FORMING PART OF AND ANNEXED TO THE FINANCIAL STATEMENTS FOR THE YEAR ENDED 31/03/2023**

**SCHEDULE M**  
**UNIVERSITY INCOME**

| Sl.No | Centre/Head of Expenditure  | Consultancy Income | Donations          | University Course Fees | Training Income  | Hostel & Guest House Charges | Miscellaneous Income | Transport & Other Recoveries | Interest on Fixed Deposits | Interest on Savings Bank accounts | Interest on Income Tax Refund | Fees on Projects (Contra) | Liabilities No Longer Payable Written Off | Total              |
|-------|---|--------------------|--------------------|------------------------|------------------|------------------------------|----------------------|------------------------------|----------------------------|-----------------------------------|-------------------------------|---------------------------|---|--------------------|
| 1     | 2   | 3                  | 4                  | 5                      | 6                | 7                            | 8                    | 9                            | 10                         | 11                                | 12                            | 13                        | 14  | 15                 |
|       |   | Rs.                | Rs.                | Rs.                    | Rs.              | Rs.                          | Rs.                  | Rs.                          | Rs.                        | Rs.                               | Rs.                           | Rs.                       | Rs.                                       | Rs.                |
| 1     | Centre for Ayurveda Biology & Holistic Nutrition (CAB&HN)           | 35,00,820          | 3,75,700           | -                      | 8,43,891         | -                            | 16,57,797            | -                            | -                          | -                                 | -                             | -                         | -   | 63,78,208          |
| 2     | Centre for Conservation of Natural Resources (CCNR)                 | -                  | 2,60,000           | -                      | 1,42,459         | -                            | -                    | -                            | -                          | -                                 | -                             | 12,000                    | -   | 4,14,459           |
| 3     | Centre for Ethno Veterinary Science (CEVS)                          | 25,07,908          | 88,069             | -                      | 2,39,931         | -                            | 9,950                | -                            | -                          | -                                 | -                             | -                         | -   | 28,45,858          |
| 4     | Centre for Functional Genomics & Bio-Informatics (CFG&BI)           | -                  | -                  | -                      | 2,28,000         | -                            | -                    | -                            | -                          | -                                 | -                             | -                         | -   | 2,28,000           |
| 5     | Centre for Local Health Traditions and Policy (CLHT)                | -                  | 18,000             | -                      | 25,15,322        | -                            | -                    | -                            | -                          | -                                 | -                             | -                         | -   | 25,33,322          |
| 6     | Centre for Traditional Knowledge, Data Sciences & Informatics (CTK) | -                  | -                  | -                      | -                | -                            | -                    | -                            | -                          | -                                 | -                             | -                         | -   | -                  |
| 7     | Vocational Education Programmes (B.Voc)                             | -                  | 1,00,000           | 69,64,400              | -                | -                            | 125                  | -                            | 1,34,149                   | 65,473                            | -                             | -                         | -   | 72,64,147          |
| 8     | TamRas Royalty  | -                  | -                  | -                      | -                | -                            | -                    | -                            | -                          | -                                 | -                             | -                         | -   | -                  |
| 9     | PSEF Corpus   | -                  | -                  | -                      | -                | -                            | -                    | -                            | 77,87,271                  | -                                 | -                             | -                         | -   | 77,87,271          |
| 10    | TDU Guest House   | -                  | -                  | -                      | -                | 27,75,805                    | -                    | -                            | -                          | -                                 | -                             | -                         | -   | 27,75,805          |
| 11    | TDU Research & Development  | -                  | 12,65,000          | -                      | -                | -                            | -                    | -                            | -                          | -                                 | -                             | -                         | -   | 12,65,000          |
| 12    | Institutional Overheads - Recoveries                                | -                  | 2,25,39,789        | 1,13,37,045            | 22,500           | -                            | 6,55,215             | 4,00,680                     | 2,69,502                   | 6,85,449                          | 65,920                        | 1,04,38,789               | 1,27,961                                  | 4,65,42,850        |
|       | <b>Total</b>  | <b>60,08,728</b>   | <b>2,46,46,558</b> | <b>1,83,01,445</b>     | <b>39,92,103</b> | <b>27,75,805</b>             | <b>23,23,087</b>     | <b>4,00,680</b>              | <b>81,90,922</b>           | <b>7,50,922</b>                   | <b>65,920</b>                 | <b>1,04,50,789</b>        | <b>1,27,961</b>                           | <b>7,80,34,920</b> |


Schedules .....Page 12



**THE UNIVERSITY OF TRANSDISCIPLINARY HEALTH SCIENCES & TECHNOLOGY**  
**74/2, Jarakabande Kaval, Post Attur, Yelahanka, Bangalore 560 064**  
**SCHEDULES FORMING PART OF AND ANNEXED TO THE FINANCIAL STATEMENTS FOR THE YEAR ENDED 31/03/2023**

**SCHEDULE N**  
**PROJECT EXPENSES**

| Sl No                         | Centre/Head of Expenditure                    | Books, Periodicals & Other Literature | Communication Costs | Consultants & Outsources Services | Consumables | Field Work & Trials | IT, Hardware, Software & Services | Maintenance, Utilities, Repairs & Improvements | Meeting, Conferences & Workshops | Other Overheads & Contingencies | Printing & Stationery | Salaries including Fellowships | Travel & Conveyance | Fees on Projects (Contra) | Total       |
|-------------------------------|---|---------------------------------------|---------------------|-----------------------------------|-------------|---------------------|-----------------------------------|--|----------------------------------|---------------------------------|-----------------------|--------------------------------|---------------------|---------------------------|-------------|
| 1                             | 2   | 3                                     | 4                   | 5                                 | 6           | 7                   | 8                                 | 9  | 10                               | 11                              | 12                    | 13                             | 14                  | 15                        | 16          |
|                               |   | Rs.                                   | Rs.                 | Rs.                               | Rs.         | Rs.                 | Rs.                               | Rs.  | Rs.                              | Rs.                             | Rs.                   | Rs.                            | Rs.                 | Rs.                       | Rs.         |
| <b>CENTRAL GOVT. PROJECTS</b> |   |                                       |                     |                                   |             |                     |                                   |  |                                  |                                 |                       |                                |                     |                           |             |
| 1                             | Ayush-EMR Project-AG                          | -                                     | -                   | -                                 | -           | -                   | -                                 | -  | -                                | -                               | -                     | -                              | -                   | -                         | -           |
| 2                             | CCRAS-Fellowship-SBH                          | -                                     | -                   | 3,63,299                          | 63,873      | -                   | -                                 | -  | 9,440                            | 455                             | 3,953                 | -                              | 32,135              | -                         | 4,73,155    |
| 3                             | CCRAS-Systems Biology-PD                      | -                                     | -                   | -                                 | -           | -                   | -                                 | -  | -                                | -                               | -                     | 22,123                         | -                   | -                         | 22,123      |
| 4                             | CCRAS-Traditional Food Recipes-MG             | -                                     | 30                  | -                                 | -           | -                   | -                                 | -  | -                                | 870                             | 7,146                 | 6,61,480                       | 37,777              | 7,26,668                  | 17,29,573   |
| 5                             | CSA-Ashtaadashi-MAA                           | -                                     | 1,565               | -                                 | -           | -                   | -                                 | -  | -                                | -                               | 900                   | 10,160                         | -                   | -                         | 11,090      |
| 6                             | CSIR-Contingency-Prantik Das                  | -                                     | -                   | -                                 | -           | -                   | -                                 | -  | -                                | -                               | -                     | 1,91,260                       | -                   | -                         | 1,92,825    |
| 7                             | DBT-Anticancer Project-MKP                    | -                                     | -                   | -                                 | 32,362      | -                   | -                                 | -  | -                                | -                               | -                     | -                              | -                   | -                         | 32,362      |
| 8                             | DBT-Microbiome Project-SK                     | -                                     | 2,600               | -                                 | 10,848      | 12,546              | -                                 | -  | -                                | -                               | -                     | 2,82,800                       | 26,661              | 25,000                    | 3,66,823    |
| 9                             | DST-Palm Leaf Manuscripts-MAA                 | -                                     | -                   | -                                 | -           | -                   | -                                 | -  | -                                | 6,798                           | 5,452                 | 21,03,040                      | 35,532              | -                         | 21,76,816   |
| 10                            | ICMR-Fellowship-Anjaneyulu J                  | -                                     | -                   | -                                 | 13,569      | -                   | -                                 | -  | -                                | -                               | 6,431                 | 5,29,680                       | -                   | -                         | 5,29,680    |
| 11                            | ICMR-Fellowship-Sania K                       | -                                     | -                   | -                                 | 20,000      | -                   | -                                 | -  | -                                | -                               | -                     | 4,00,050                       | -                   | -                         | 4,20,050    |
| 12                            | IKS-Indian Knowledge System-SK                | -                                     | 71                  | -                                 | 187         | -                   | 1,770                             | 1,350  | 14,151                           | 4,130                           | 7,511                 | 6,81,000                       | 45,734              | 46,000                    | 8,01,904    |
| 13                            | NBA-IWST Project-MKP                          | 5,000                                 | 1,290               | 3,02,978                          | 1,40,954    | -                   | 13,498                            | -  | -                                | 6,000                           | 2,841                 | 4,64,400                       | 27,731              | 96,469                    | 10,61,161   |
| 14                            | NMPB-MPCA & MPDA-BSS                          | -                                     | 6,447               | -                                 | -           | 24,792              | -                                 | -  | -                                | 11,205                          | 2,590                 | 19,20,000                      | 91,370              | 1,02,820                  | 21,59,224   |
| 15                            | NMPB-ToT-JR                                   | -                                     | -                   | -                                 | -           | -                   | -                                 | -  | -                                | -                               | -                     | -                              | 27,589              | -                         | 27,589      |
| 16                            | SERB-Malnutrition Project-ME                  | -                                     | -                   | 10,000                            | 4,41,924    | -                   | -                                 | 5,533  | 6,873                            | 5,000                           | 3,517                 | 4,39,256                       | 27,373              | 1,08,321                  | 10,47,797   |
| 17                            | SERB-Multi-Omic Project-MKP                   | -                                     | -                   | -                                 | -           | -                   | -                                 | -  | -                                | -                               | -                     | 76,880                         | -                   | -                         | 76,880      |
| <b>STATE GOVT. PROJECTS</b>   |   |                                       |                     |                                   |             |                     |                                   |  |                                  |                                 |                       |                                |                     |                           |             |
| 18                            | Chhattisgarh Healer's Training-HRM            | -                                     | 231                 | 1,72,500                          | -           | 59,173              | -                                 | -  | -                                | 300                             | -                     | 80,550                         | 48,164              | -                         | 3,60,918    |
| 19                            | KSTA-Vyaghryadi Kashayam-AB                   | -                                     | -                   | -                                 | 25,252      | -                   | -                                 | -  | -                                | -                               | -                     | -                              | -                   | -                         | 25,252      |
| 20                            | OSDA-Panchakarma-GK                           | -                                     | 845                 | 8,77,830                          | 13,780      | -                   | -                                 | -  | -                                | 33,65,926                       | 1,80,004              | 19,00,844                      | 19,63,609           | 2,81,796                  | 85,84,634   |
| 21                            | Ragi Project-PN                               | -                                     | -                   | 1,07,667                          | -           | -                   | -                                 | -  | -                                | -                               | -                     | -                              | -                   | -                         | 1,07,667    |
| <b>CONSULTANCY PROJECTS</b>   |   |                                       |                     |                                   |             |                     |                                   |  |                                  |                                 |                       |                                |                     |                           |             |
| 22                            | Biomerieux CLHT&P-HM                          | -                                     | -                   | 61,450                            | -           | 1,11,494            | 6,018                             | -  | 41,108                           | 18,175                          | 24,625                | -                              | 90,251              | 37,502                    | 3,90,623    |
| 23                            | BOSCH Integrative Health Sciences-GS          | -                                     | 71                  | -                                 | -           | -                   | 1,416                             | -  | -                                | -                               | -                     | 32,843                         | -                   | -                         | 34,330      |
| 24                            | DADWO-NilgirisTN-HM                           | -                                     | -                   | -                                 | -           | 13,661              | -                                 | -  | -                                | -                               | -                     | 2,27,000                       | 9,230               | -                         | 2,49,891    |
| 25                            | Dakshin Foundation                            | -                                     | -                   | -                                 | -           | 3,00,000            | -                                 | -  | -                                | 1,26,000                        | -                     | 9,00,000                       | -                   | -                         | 13,26,000   |
| 26                            | Haryana State Biodiversity Board-Panchkula-AK | -                                     | 4,405               | 7,59,420                          | -           | 1,61,244            | 1,862                             | 1,000  | -                                | 11,779                          | 4,400                 | 18,94,746                      | 3,57,112            | 3,58,500                  | 35,54,468   |
| 27                            | GTNGET-Hasthyadi Ayurveda-KSK                 | -                                     | 388                 | 1,22,576                          | -           | -                   | -                                 | -  | -                                | -                               | -                     | -                              | -                   | -                         | 1,22,964    |
| 28                            | ITC Project-AG                                | -                                     | -                   | 23,600                            | 10,370      | -                   | -                                 | -  | -                                | 1,500                           | -                     | 3,10,000                       | -                   | -                         | 3,45,470    |
| 29                            | Jackfruit365 Project-ME                       | -                                     | -                   | -                                 | -           | -                   | -                                 | -  | -                                | -                               | -                     | 90,000                         | -                   | -                         | 90,000      |
| 30                            | Kiran Mazumdar Shaw-PN                        | -                                     | 60                  | -                                 | 3,465       | -                   | -                                 | -  | -                                | 1,240                           | 2,086                 | 7,65,000                       | 3,293               | 97,497                    | 8,72,641    |
|                               | c/fd  | 5,000                                 | 18,003              | 28,01,320                         | 10,60,021   | 6,82,910            | 30,110                            | 14,532   | 71,572                           | 35,76,940                       | 2,51,456              | 1,45,18,762                    | 28,23,561           | 18,80,573                 | 2,77,34,760 |




-Bangalore Genomics  
-Daksha Security Systems

**SCHEDULES FORMING PART OF AND ANNEXED TO THE FINANCIAL STATEMENTS FOR THE YEAR ENDED 31/03/2023**

**SCHEDULE N  
PROJECT EXPENSES**

| SI No | Centre/Head of Expenditure                      | Books, Periodicals & Other Literature | Communication Costs | Consultants & Outsources Services | Consumables      | Field Work & Trials | IT, Hardware, Software & Services | Maintenance, Utilities, Repairs & Improvements | Meeting, Conferences & Workshops | Other Overheads & Contingencies | Printing & Stationery | Salaries Including Fellowships | Travel & Conveyance | Fees on Projects (Contra) | Total              |
|-------|---|---------------------------------------|---------------------|-----------------------------------|------------------|---------------------|-----------------------------------|--|----------------------------------|---------------------------------|-----------------------|--------------------------------|---------------------|---------------------------|--------------------|
| 1     | 2   | 3                                     | 4                   | 5                                 | 6                | 7                   | 8                                 | 9  | 10                               | 11                              | 12                    | 13                             | 14                  | 15                        | 16                 |
|       |   | Rs.                                   | Rs.                 | Rs.                               | Rs.              | Rs.                 | Rs.                               | Rs.  | Rs.                              | Rs.                             | Rs.                   | Rs.                            | Rs.                 | Rs.                       | Rs.                |
|       | c/fd  | 5,000                                 | 18,003              | 28,01,320                         | 10,60,021        | 6,82,910            | 30,110                            | 14,532   | 71,572                           | 35,76,940                       | 2,51,456              | 1,45,18,762                    | 28,23,561           | 18,80,573                 | 2,77,34,760        |
| 31    | Kris Gopalakrishnan Grant-AG                    | 4,020                                 | 396                 | 6,63,999                          | 3,56,887         | -                   | 13,806                            | 86,937   | -                                | 66,654                          | 14,447                | 50,08,018                      | 3,56,829            | 7,85,005                  | 73,56,998          |
| 32    | Sarojini Damodaran Foundation Grant-SNV         | -                                     | -                   | -                                 | -                | -                   | -                                 | -  | -                                | -                               | -                     | -                              | -                   | 40,000                    | 5,80,000           |
| 33    | Tata Steel Foundation-BNP                       | -                                     | -                   | 71,500                            | -                | -                   | -                                 | -  | -                                | -                               | -                     | 5,40,000                       | -                   | -                         | 5,83,224           |
| 34    | UNDP Ladakh CAMP Project-AK                     | -                                     | -                   | -                                 | -                | -                   | -                                 | -  | -                                | -                               | -                     | 2,27,218                       | 2,61,306            | 23,200                    | 5,83,224           |
| 35    | Vikasietum Tecknology-PN                        | -                                     | -                   | -                                 | -                | -                   | -                                 | -  | -                                | 3,729                           | 18,812                | 3,00,000                       | 67,441              | -                         | 3,89,982           |
| 36    | IOM Bioworks Pvt Ltd-PN                         | -                                     | -                   | -                                 | -                | -                   | -                                 | -  | -                                | -                               | -                     | 30,000                         | -                   | -                         | 30,000             |
| 37    | Singtel CSR-AK                                  | 21,006                                | 207                 | 75,170                            | 32,317           | -                   | 16,127                            | -  | 8,955                            | 43,656                          | 1,04,123              | 7,29,510                       | 1,03,929            | 1,13,500                  | 12,48,500          |
| 38    | SKAN-Ashok Soota-PS                             | 1,630                                 | -                   | 4,91,350                          | -                | -                   | -                                 | -  | -                                | -                               | 9,617                 | 9,96,000                       | 46,652              | 1,54,751                  | 17,00,000          |
| 39    | Varman Therapist Program-BNP                    | -                                     | -                   | -                                 | -                | -                   | -                                 | -  | -                                | -                               | -                     | 2,12,750                       | 2,065               | -                         | 2,14,815           |
| 40    | World Health Org-Translation-VGN                | -                                     | -                   | 11,19,537                         | -                | -                   | -                                 | -  | -                                | -                               | -                     | -                              | -                   | 4,98,654                  | 16,18,191          |
| 41    | World Wide Fund for Nature-JR                   | -                                     | -                   | -                                 | -                | -                   | -                                 | -  | -                                | -                               | -                     | 1,84,998                       | -                   | -                         | 1,84,998           |
|       | <b>WORKSHOPS/SEMINARS/OTHER FUNDED PROJECTS</b> | -                                     | -                   | -                                 | -                | -                   | -                                 | -  | -                                | -                               | -                     | -                              | -                   | -                         | -                  |
| 42    | Amway Workshop-GS                               | -                                     | -                   | -                                 | -                | -                   | -                                 | -  | -                                | 93,120                          | -                     | -                              | -                   | -                         | 93,120             |
| 43    | Innovative Education-GK                         | -                                     | -                   | -                                 | -                | -                   | -                                 | -  | -                                | 10,000                          | 3,483                 | 2,40,000                       | 7,270               | 24,000                    | 2,84,753           |
| 44    | Kanazawa University-Student Exchange Prg        | -                                     | 6,186               | -                                 | -                | -                   | -                                 | -  | 1,91,348                         | 1,418                           | 15,881                | 60,000                         | 4,00,532            | -                         | 6,75,365           |
| 45    | Min. of Culture-Dhara                           | 1,01,200                              | 209                 | 9,31,638                          | 76,523           | -                   | 83,222                            | 2,60,774                                       | 4,52,131                         | 12,45,699                       | 89,094                | 85,800                         | 6,73,710            | -                         | 40,00,000          |
|       | <b>FCRA PROJECTS</b>                            | -                                     | -                   | -                                 | -                | -                   | -                                 | -  | -                                | -                               | -                     | -                              | -                   | -                         | -                  |
| 46    | Access Agriculture -FCRA                        | -                                     | -                   | -                                 | 1,20,954         | -                   | -                                 | -  | -                                | 1,686                           | 800                   | 1,16,850                       | 18,081              | 44,064                    | 3,02,435           |
| 47    | Institute of Public Health (IPH) Grant - FCRA   | -                                     | -                   | -                                 | -                | -                   | -                                 | -  | -                                | -                               | -                     | 9,00,000                       | -                   | -                         | 9,00,000           |
| 48    | Institute of Tropical Medicine - FCRA           | -                                     | -                   | 1,33,083                          | -                | -                   | -                                 | -  | -                                | -                               | -                     | 2,42,013                       | -                   | -                         | 3,76,649           |
| 49    | Royal Botanic Gardens KEW 2- FCRA               | -                                     | -                   | -                                 | -                | -                   | -                                 | -  | -                                | 1,553                           | -                     | -                              | -                   | -                         | 70,000             |
| 50    | Royal Botanic Gardens KEW 3- FCRA               | -                                     | -                   | 2,92,000                          | 5,372            | -                   | -                                 | -  | -                                | 1,853                           | -                     | 1,60,200                       | 1,000               | 67,000                    | 5,27,425           |
| 51    | Royal Botanic Gardens KEW 4- FCRA               | -                                     | -                   | -                                 | -                | -                   | -                                 | -  | -                                | 1,988                           | -                     | -                              | -                   | -                         | 1,988              |
| 52    | Royal Botanic Gardens KEW British Academy- FCRA | -                                     | -                   | 7,42,000                          | 8,504            | -                   | 2,419                             | -  | -                                | 7,308                           | 1,400                 | 16,87,968                      | 29,266              | 3,90,330                  | 28,69,195          |
| 53    | Rural India Supporting Trust (RIST) - FCRA      | 5,475                                 | 16,559              | 1,31,723                          | 10,05,753        | -                   | 18,762                            | 17,58,814                                      | -                                | 59,735                          | 52,534                | 79,16,376                      | 1,00,533            | 38,78,958                 | 1,49,45,222        |
| 54    | The Friends of H.O.P.E - Folkhealer - FCRA      | -                                     | -                   | 15,000                            | -                | -                   | -                                 | -  | 24,984                           | 435                             | 340                   | -                              | 4,044               | -                         | 44,803             |
| 55    | The Friends of H.O.P.E - Nilgiris - FCRA        | -                                     | -                   | -                                 | -                | 59,846              | -                                 | -  | 7,536                            | 3,000                           | -                     | 22,500                         | 38,780              | -                         | 1,31,662           |
| 56    | Varana Global Holdings Ltd - FCRA               | -                                     | -                   | 10,000                            | -                | -                   | -                                 | -  | -                                | 1,402                           | -                     | 1,50,000                       | -                   | -                         | 1,61,402           |
|       | <b>Total</b>                                    | <b>1,38,331</b>                       | <b>41,560</b>       | <b>74,78,320</b>                  | <b>26,66,331</b> | <b>7,42,756</b>     | <b>1,64,446</b>                   | <b>21,21,057</b>                               | <b>7,56,526</b>                  | <b>51,20,176</b>                | <b>5,61,987</b>       | <b>3,47,93,963</b>             | <b>49,34,999</b>    | <b>80,75,785</b>          | <b>6,75,96,237</b> |



**THE UNIVERSITY OF TRANSDISCIPLINARY HEALTH SCIENCES & TECHNOLOGY**  
**74/2, Jarakabande Kaval, Post Attur, Yelahanka, Bangalore 560 064**  
**SCHEDULES FORMING PART OF AND ANNEXED TO THE FINANCIAL STATEMENTS FOR THE YEAR ENDED 31/03/2023**

**SCHEDULE O**  
**UNIVERSITY EXPENSES**

| SI No | Centre/Head of Expenditure  | Books, Periodicals & Other Literature | Communication Costs | Consultants & Outsources Services | Consumables      | Depreciation     | Field Work & Trials | Gratuity Expenses | IT, Hardware, Software & Services | Maintenance, Utilities, Repairs & Improvements | Meeting, Conferences & Workshops | Other Overheads & Contingencies | Printing & Stationery | Salaries Including Fellowships | Travel & Conveyance | Fees on Projects (Contra) | Total              |
|-------|---|---------------------------------------|---------------------|-----------------------------------|------------------|------------------|---------------------|-------------------|-----------------------------------|--|----------------------------------|---------------------------------|-----------------------|--------------------------------|---------------------|---------------------------|--------------------|
| 1     | 2   | 3                                     | 4                   | 5                                 | 6                | 7                | 8                   | 9                 | 10                                | 11   | 12                               | 13                              | 14                    | 15                             | 16                  | 17                        | 18                 |
|       |   | Rs.                                   | Rs.                 | Rs.                               | Rs.              | Rs.              | Rs.                 | Rs.               | Rs.                               | Rs.  | Rs.                              | Rs.                             | Rs.                   | Rs.                            | Rs.                 | Rs.                       | Rs.                |
| 1     | Centre for Ayurveda Biology & Holistic Nutrition (CAB&HN)           | -                                     | 1,639               | 1,04,684                          | 7,81,585         | -                | -                   | -                 | -                                 | 51,919   | -                                | 1,22,822                        | 6,302                 | 35,52,785                      | 56,358              | 13,46,536                 | 60,24,630          |
| 2     | Centre for Conservation of Natural Resources(CCNr)                  | 1,600                                 | 220                 | 23,500                            | 3,350            | -                | -                   | -                 | -                                 | -  | -                                | 49,775                          | 21,717                | 2,70,000                       | 22,138              | 60,738                    | 4,53,038           |
| 3     | Centre for Ethno Veterinary Science (CEVS)                          | -                                     | 6,073               | 4,80,360                          | 6,64,426         | -                | 95,831              | -                 | -                                 | -  | -                                | 72,219                          | 42,045                | 28,49,492                      | 2,25,935            | 3,65,850                  | 48,02,231          |
| 4     | Centre for Functional Genomics & Bio-Informatics (CFG&BI)           | -                                     | 196                 | 63,950                            | 10,303           | -                | -                   | -                 | 649                               | 1,500  | -                                | 13,293                          | 560                   | 91,000                         | 4,000               | 73,900                    | 2,59,351           |
| 5     | Centre for Local Health Traditions and Policy (CLHT)                | -                                     | 7,104               | 8,61,165                          | -                | -                | 6,94,230            | -                 | 708                               | 35,400   | 45,354                           | 57,610                          | 25,118                | 3,13,625                       | 5,33,403            | 5,15,980                  | 30,89,697          |
| 6     | Centre for Traditional Knowledge, Data Sciences & Informatics (CTK) | -                                     | 2,728               | -                                 | -                | -                | -                   | -                 | -                                 | -  | -                                | 12,000                          | -                     | -                              | -                   | -                         | 14,728             |
| 7     | Vocational Education Programmes (B.Voc)                             | 14,725                                | 9,644               | 72,76,154                         | 300              | -                | -                   | -                 | 8,201                             | 23,093   | -                                | 3,40,388                        | 1,16,113              | 22,32,610                      | 1,46,826            | -                         | 1,01,68,054        |
| 8     | PSEF Corpus   | 12,812                                | 76                  | 11,800                            | -                | -                | -                   | -                 | 31,708                            | 21,781   | -                                | 41,710                          | 10,764                | 25,000                         | -                   | -                         | 1,55,651           |
| 9     | TDU Guest House   | -                                     | -                   | -                                 | -                | -                | -                   | -                 | -                                 | 3,36,996                                       | -                                | 407                             | 6,792                 | -                              | 1,091               | -                         | 3,45,286           |
| 10    | Institutional Overheads (excluding Depreciation)                    | 13,670                                | 2,29,261            | 14,38,259                         | 57,458           | -                | 61,46,129           | 5,79,231          | 2,03,498                          | 1,47,13,052                                    | 9,957                            | 6,25,254                        | 2,18,533              | 1,74,09,536                    | 6,10,759            | 12,000                    | 4,22,66,597        |
|       | <b>Sub-Total</b>  | <b>42,807</b>                         | <b>2,56,941</b>     | <b>1,02,59,872</b>                | <b>15,17,422</b> | <b>-</b>         | <b>69,36,190</b>    | <b>5,79,231</b>   | <b>2,44,764</b>                   | <b>1,51,83,741</b>                             | <b>55,311</b>                    | <b>13,35,478</b>                | <b>4,47,944</b>       | <b>2,67,44,048</b>             | <b>16,00,510</b>    | <b>23,75,004</b>          | <b>6,75,79,263</b> |
| 11    | Depreciation  | -                                     | -                   | -                                 | -                | 37,80,581        | -                   | -                 | -                                 | -  | -                                | -                               | -                     | -                              | -                   | -                         | 37,80,581          |
|       | <b>Total</b>  | <b>42,807</b>                         | <b>2,56,941</b>     | <b>1,02,59,872</b>                | <b>15,17,422</b> | <b>37,80,581</b> | <b>69,36,190</b>    | <b>5,79,231</b>   | <b>2,44,764</b>                   | <b>1,51,83,741</b>                             | <b>55,311</b>                    | <b>13,35,478</b>                | <b>4,47,944</b>       | <b>2,67,44,048</b>             | <b>16,00,510</b>    | <b>23,75,004</b>          | <b>7,13,59,844</b> |




SCHEDULES FORMING PART OF AND ANNEXED TO THE FINANCIAL STATEMENTS  
FOR THE YEAR ENDED 31/03/2023

SCHEDULE 'P'

NOTES TO THE FINANCIAL STATEMENTS AND STATEMENT OF ACCOUNTING  
POLICIES ADOPTED IN THE ACCOUNTS

1] BACKGROUND OF THE CONSTITUTION OF THE UNIVERSITY:

- A) The University of Transdisciplinary Health Sciences & Technology (viz., "the University" or the "Entity") has been constituted as a University of Unitary nature under the Karnataka State Act enacted as the "The Institute of Trans-disciplinary Health Sciences and Technology Act, 2013" (Act No. 35 of 2013) as amended by the "The Institute of Trans-disciplinary Health Sciences and Technology (Amendment) Act, 2017 (Karnataka Act No. 13 of 2018). The entity earlier named as "The Institute for Trans-disciplinary Health Sciences and Technology" under the aforesaid Act No. 35 of 2013 stood re-named as "The University of Trans-Disciplinary Health Sciences and Technology" pursuant to the aforesaid Amendment Act No. 13 of 2018. The aforesaid Act was passed to establish and incorporate in the State of Karnataka, a University that is unitary in nature, to promote, conceptualize and bring about a paradigm shift in the field of health sciences through development of outstanding leadership, research, knowledge and ideas for trans-disciplinary Health Sciences and Technology and allied sectors and for matters connected therewith or incidental thereto including primarily to focus on Indian Traditional Health Sciences, Biomedicine, Life Sciences, Social Sciences, Environmental Studies, Design, Architecture, Performing and Fine Arts, Cinema, Engineering, Management and Policy Studies, to develop a Resource Center of high quality and to undertake programmes for development and training of faculty and researchers of the University and to design and implement innovative under- graduation and post-graduation programmes in partnership with any other University or Institute or Organization.
- B) The University" or the "Entity" was promoted by the Public Charitable Trust known as "The Foundation for Revitalisation of Local Health Traditions" (hereinafter referred as FRLHT or the Promoter Foundation) pursuant to a proposal submitted by FRLHT to the Government of Karnataka (GOK) for the establishment of the said University of unitary nature.
- C) Permanent Statutory Endowment Fund (PSEF) and its purpose –  
In terms of Section 4 (read with Section 47) of the "The Institute of Trans-disciplinary Health Sciences and Technology Act, 2013" (Act No. 35 of 2013), the Promoter Foundation which is also referred as the 'Sponsoring Authority or Sponsoring body', viz., FRLHT is committed to establishing a "Permanent Statutory Endowment Fund" (PSEF) of at least Rupees Twenty Five Crores. The University shall have the power to invest the PSEF in such manner as may be prescribed.



**SCHEDULES FORMING PART OF AND ANNEXED TO THE FINANCIAL STATEMENTS  
FOR THE YEAR ENDED 31/03/2023**

**SCHEDULE 'P' (CONTD.....)**

**NOTES TO THE FINANCIAL STATEMENTS AND STATEMENT OF ACCOUNTING  
POLICIES ADOPTED IN THE ACCOUNTS**

The University may transfer any amount from the General Fund or the Development Fund to the PSEF. Excepting in the event of dissolution of the University, in no other circumstances can any amount be transferred from PSEF for other purposes. Further, 75% (seventy five percent) of the income received/earned from the PSEF shall be used for the purposes of development or general work of the University. The remaining 25% (twenty five percent) shall be retained in the PSEF.

- D) The Promoter Foundation/Sponsoring body of the University, viz., M/s. Foundation for Revitalisation of Local Health Traditions (FRLHT), vide Resolution passed by its Board of Trustees, bearing Resolution No 37 dated 01/07/2013, has allocated a sum of Rs.25 Crores (Rupees Twenty Five Crores) to be transferred as Promoter Contribution to the University for its exclusive use and which is to be disbursed in due course after maturity of the Fixed Deposits invested by FRLHT earlier for the said purpose.
- E) Accordingly, FRLHT being the Promoter Foundation/Sponsoring body has contributed an aggregate amount of Rs. 20,04,63,200/- (Rupees Twenty Crores Four lakhs Sixty three thousand and two hundred only) during and upto the year ended 31.03.2023 as Promoter Contribution which has been credited to 'PSEF' in the books of account of the University and shown under Schedule 'B' - 'Corpus Fund'.
- F) The University is registered under Section 12 AA of the Income Tax Act, 1961 as a public charitable institution.

**2] SIGNIFICANT ACCOUNTING POLICIES :**

**A] OVERALL & REVENUE RECOGNITION -**

Accounts in respect of University have been prepared on the basis of historical cost and on accrual basis of accounting. On this basis, revenue and related assets are recognised when earned rather than when received and expenses are recognised when the obligation is incurred rather than when paid.

**B] CONCERNING BALANCE SHEET -**

Assets and liabilities are recorded at cost to the University.



**SCHEDULES FORMING PART OF AND ANNEXED TO THE FINANCIAL STATEMENTS  
FOR THE YEAR ENDED 31/03/2023**

**SCHEDULE 'P' (CONTD.....)**

**NOTES TO THE FINANCIAL STATEMENTS AND STATEMENT OF ACCOUNTING  
POLICIES ADOPTED IN THE ACCOUNTS**

**C] CONCERNING INCOME AND EXPENDITURE ACCOUNT -**

- a. All revenues have been recognised and accounted as and when the University's right to receive the payments have been established on accrual basis of accounting.
- b. Income in respect of Project grants received has been recognized and accounted for, to the extent of utilization thereof in terms of the letters of grant keeping in perspective that grants are returnable unless utilized in accordance with the terms as specified in the said letters of grant.
- c. All items of expenditure are accounted for on accrual basis.
- d. No significant uncertainty as to measurability or collectability exists in respect of aforesaid revenue transactions.
- e. **DEPRECIATION -**  
Property, Plant & Equipments have been depreciated under the written down value method at the rates which would enable the cost of the assets included therein to be written off over the useful working life of the asset(s). Additions to Property, Plant and Equipments during the year have been depreciated on pro-rata basis.

**3] BASIS OF VALUATION OF PROPERTY, PLANT & EQUIPMENTS :**

Property, Plant and Equipments are valued at historical cost less depreciation. Land & Land development is not depreciated.

**4] INVESTMENTS:**

Investments in Fixed Deposits with Banks / Companies / Corporations are un-quoted and non-trade and are held at cost.

**5] INCOME TAX LIABILITY:**

No provision for Income Tax Liability has been made in the accounts in view of the non-taxability of income of the University under the tax exempting provisions of the Income Tax Act,1961.

**6] GST LIABILITY :**

Liability towards GST (Goods and Services Tax) has been paid and /or provided by the University on the basis of the Management's internal assessment of the liability arising thereon.



**SCHEDULES FORMING PART OF AND ANNEXED TO THE FINANCIAL STATEMENTS**  
**FOR THE YEAR ENDED 31/03/2023**


**SCHEDULE 'P' (CONTD.....)**


**NOTES TO THE FINANCIAL STATEMENTS AND STATEMENT OF ACCOUNTING**  
**POLICIES ADOPTED IN THE ACCOUNTS**

- 7] **RETIREMENT AND OTHER LABOUR BENEFITS :**  
Contributions to Provident Fund have been made to the appropriate authorities during the year in compliance with the statutory provisions applicable thereto. The University has not made any provision for Retirement benefits, viz., Gratuity during the year. The University however maintains a Group Gratuity Cash Accumulation Plan with Life Insurance Corporation of India and contributes towards the same to cover the Gratuity liability.
- 8] **PROJECT GRANTS**  
The University undertakes innovative Trans-disciplinary socially impactful research, in integrative Health Sciences and other fields of knowledge, for which the University receives Grants from various organisations. The Research Grants so received related to revenue expense have been recognized on a systematic basis in the Income and Expenditure Account over the periods necessary to match them with the related costs which they are intended to compensate. Further, Grants related to Fixed assets have been transferred/ credited to Reserve(s) for Fixed Assets over the period of acquisition of Fixed assets.
- 9] **RE-GROUPING OF ACCOUNTING HEADS AND FIGURES**  
Figures and accounting heads in respect of the current year and previous year have been re-grouped and re-classified wherever necessary to conform with the classification adopted in the accounts of the current year.
- 10] **CONTINGENT LIABILITIES : - NIL**

**For The University of Trans-Disciplinary Health Sciences & Technology**

  
(Prof. Anant Darshan Shankar)  
Vice-Chancellor

  
(Dr. Atul Kumar Gupta)  
Chief Operating Officer & Registrar

  
(Suresh Hegde)  
Joint Registrar -  
Finance & Accounts



PLACE : BANGALORE  
DATED : 21/09/2023

For LAWRENCE TELLIS & ASSOCIATES  
CHARTERED ACCOUNTANTS  
(FIRM REGISTRATION NO. 001857S)

  
(ROHAN MIRANDA)  
PARTNER  
(ICAI M.NO.022772)



End of Schedules Page .... 19